



PATTERSON  
PARK CHURCH  
SERMON SERIES

# FOUNDATIONS OF OUR FAITH



The background is a composite image. The left and top portions are filled with a blue-tinted architectural blueprint, showing various geometric shapes, lines, and numerical annotations such as '2/05', '200', '130', '275', '227', '192', and '2/0'. The right portion of the image is a dark, brownish-orange silhouette of a construction crane against a lighter background, suggesting a construction site at dusk or dawn.

# Descended Into Hell

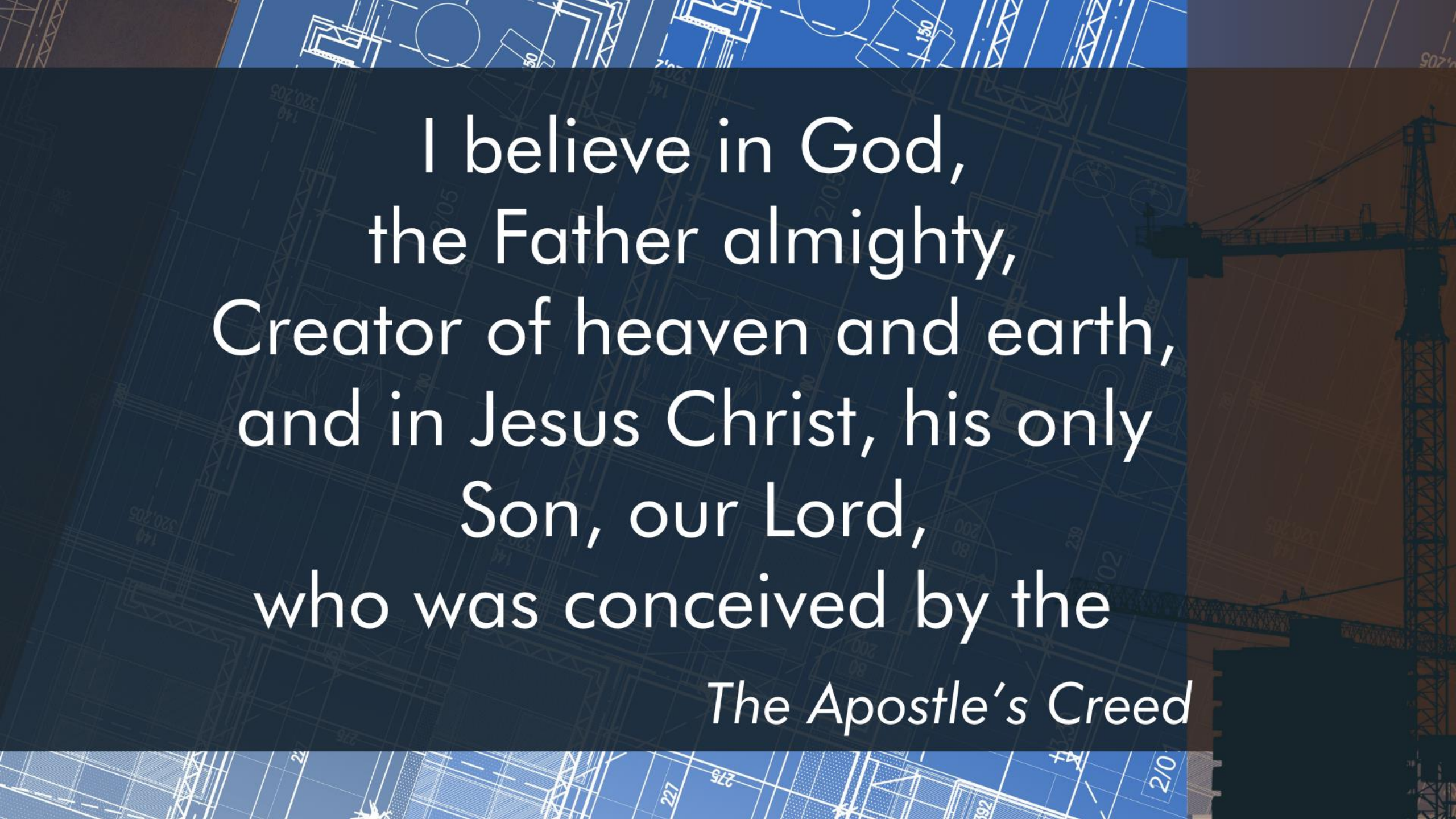
## Luke 23:32-46



# Additional Scripture References

- Psalm 16:10
- Acts 2:31-32
- Acts 2:22-24
- Mark 15:33-34
- 2 Corinthians 5:21

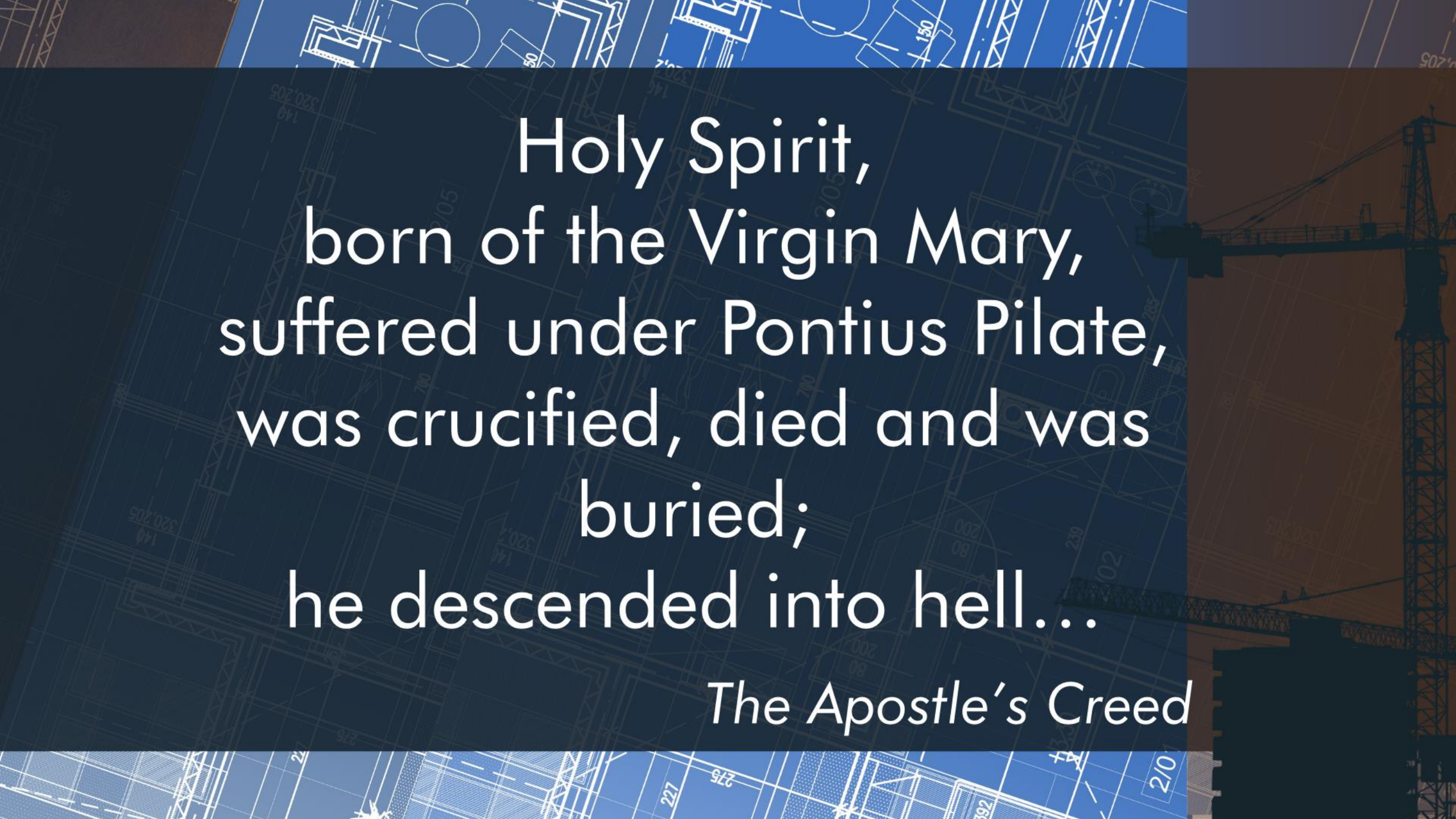


The background of the image is a composite. The left and top portions are filled with a blue-toned architectural blueprint, showing various geometric shapes, lines, and numerical measurements. On the right side, there is a dark silhouette of a construction crane against a brownish-orange background. The text is centered over the blueprint area.

I believe in God,  
the Father almighty,  
Creator of heaven and earth,  
and in Jesus Christ, his only  
Son, our Lord,  
who was conceived by the

*The Apostle's Creed*





Holy Spirit,  
born of the Virgin Mary,  
suffered under Pontius Pilate,  
was crucified, died and was  
buried;  
he descended into hell...

*The Apostle's Creed*



The background of the image is a composite. The left and top portions are filled with a blue-tinted architectural blueprint, showing various geometric shapes, lines, and numerical annotations such as '2/05', '200', '140', and '320.205'. On the right side, there is a dark silhouette of a construction crane against a brownish-orange background. The central text is overlaid on the blueprint portion.

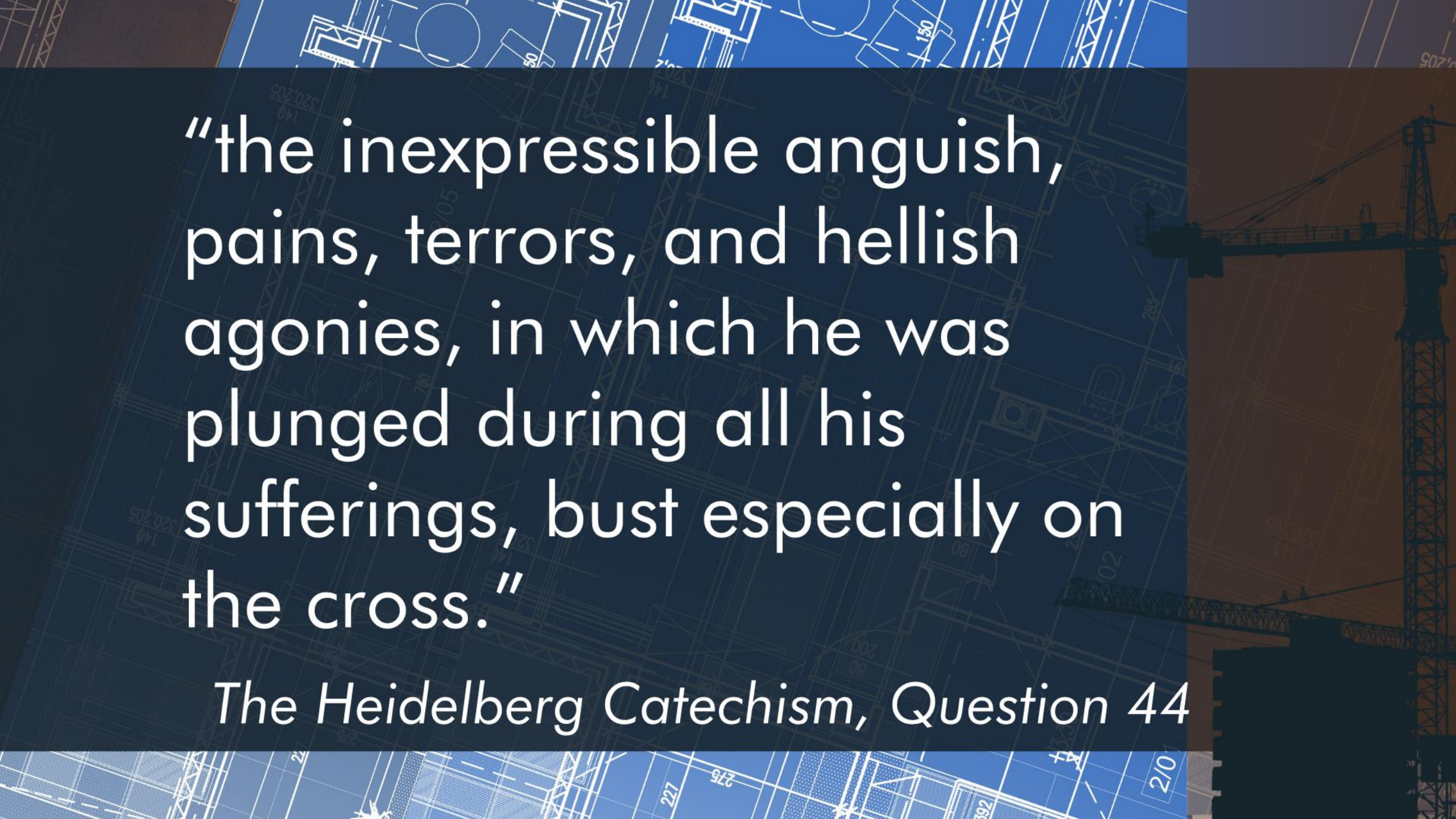
# Did Jesus Descend to Hell Following His Death?



The background of the slide is a composite image. The left and top portions are filled with a blue-tinted architectural blueprint, showing various geometric shapes, lines, and numerical annotations such as '2/05', '200', '130', and '227'. On the right side, there is a vertical strip with a dark brown background, featuring a white silhouette of a construction crane. The main title is centered over the blueprint area.

# What Does It Mean That Jesus Descended to Hell?





“the inexpressible anguish,  
pains, terrors, and hellish  
agonies, in which he was  
plunged during all his  
sufferings, but especially on  
the cross.”

*The Heidelberg Catechism, Question 44*