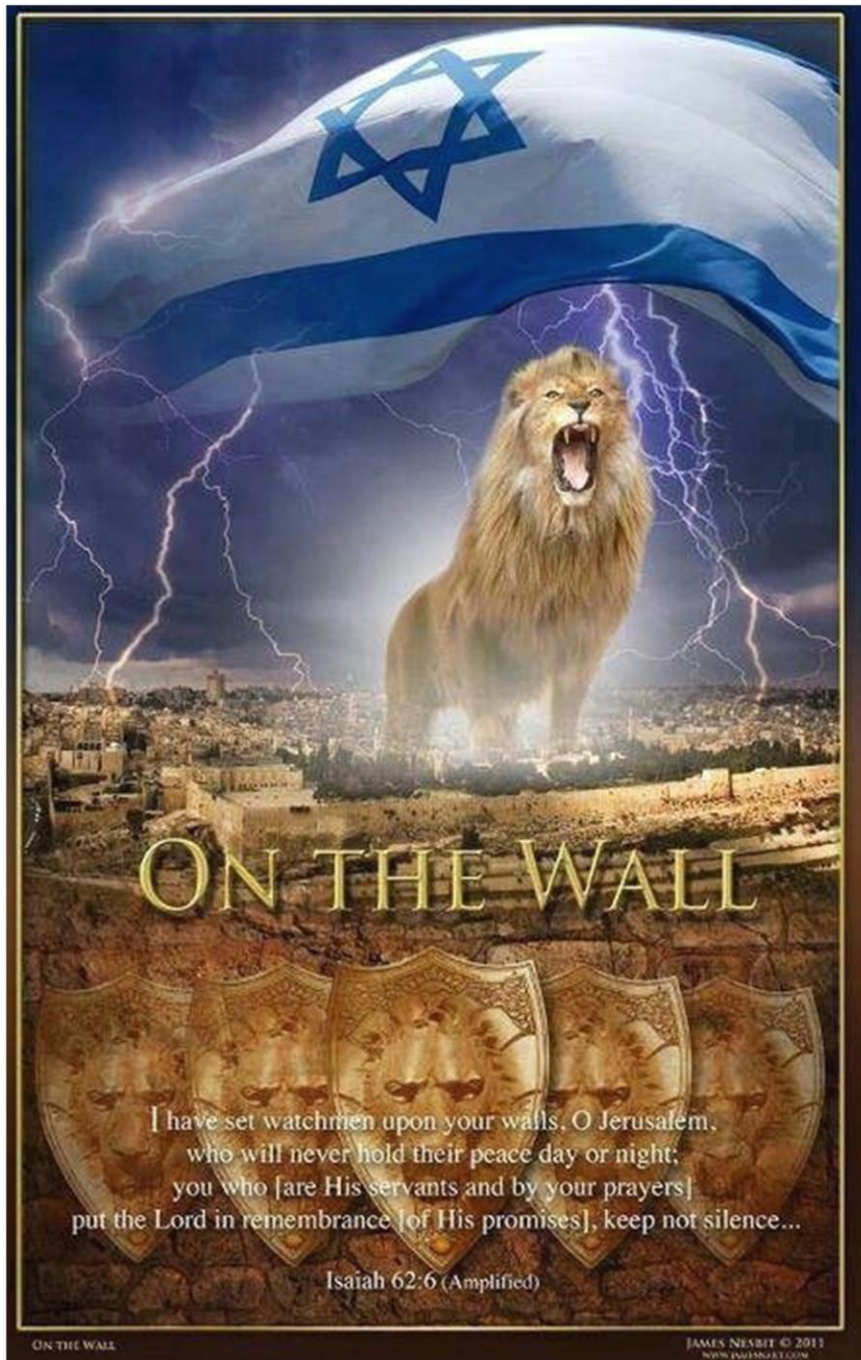


Practical Info

Your should-know info
for our upcoming
Remnant Israel Tour
Nov/Dec 2023

stuff
you
might
need
to
know





**COMING
WEDNESDAY
NIGHTS:**

ISRAEL 101 CLASSES

AUG 9

1. **The Land Between** - (the lay of the land – geography essentials)

AUG 16

2. **Stuff You Might Need to Know** (practical prep for the tour☺)

AUG 23

3. **The Conflict** - (history of the Israeli-Palestinian conflict – what's it all about anyway??)

AUG 30

4. **The Church's Unholy History**
(Replacement Theology and

Classes designed both for all those going on this year's Remnant Tour AND for all who will be standing and praying for us and for Israel...

1. Getting there- what to expect

**Flight will be on DELTA
from Savannah to Atlanta to Tel Aviv
(Tel Aviv to JFK to SAV on the return)
Group seated together as much as possible**



Tips for the 10-12 hour flight...

- The long flight over is about 10½ hrs, coming back about 12 hrs
- Wear warm, comfy & stretchy clothes and slip-off shoes. Neck pillow/support definitely recommended! (they do give you small pillow/blanket)
- You'll probably be offered ear plugs, eye mask, and headset to watch the TV/listen to music – but feel free to bring your own.
- Get up and move around at least a couple times on the airplane. Compression socks are helpful if your legs/feet swell when you fly...you might like to try an 'airline footrest' (hangs over your tray table and elevates your feet/legs)
- You'll be given 2 meals on the flight and offered drinks several times.
- No one is allowed to get up the last ½ hr of the flight as we enter Israeli airspace. They'll let you know when it's time to stay seated...



Arrival to Ben Gurion Airport

We will all go through Passport control – will stand in line to show passport to a person OR use a passport scan/facial recognition machine... will be issued a **small 'ticket'** – which is your entry into the luggage claim area and...



...You'll also be given a **small piece of paper that is your tourist visa** – keep it with your passport.....

We will be bussed from there to our hotel on the Sea of Galilee, seeing glorious sights on the coast along the way...and yes, you'll be a tad tired but even more excited☺



So what
about
money??



a

So what's a 'shekel'?? Current exchange rate:



1 shekel = 28 cents

1 dollar = 3.57 ils (shekels)

10 shekels = \$2.80

1/10 shekel = 2.8 cents

CAUTION

Shekel notes (paper money)

Israeli New Shekel (₪) Notes



So how do I get some?

- Use a reliable ATM...
(ask first...don't use a freestanding one out in the public – ok at hotels or those installed in bldgs)
- At a money changer (bring and exchange dollar bills for shekel notes – watch the exchange rate)
- Exchange rate currently:
 $\$1.00 = 3.6 \text{ Shekels}$

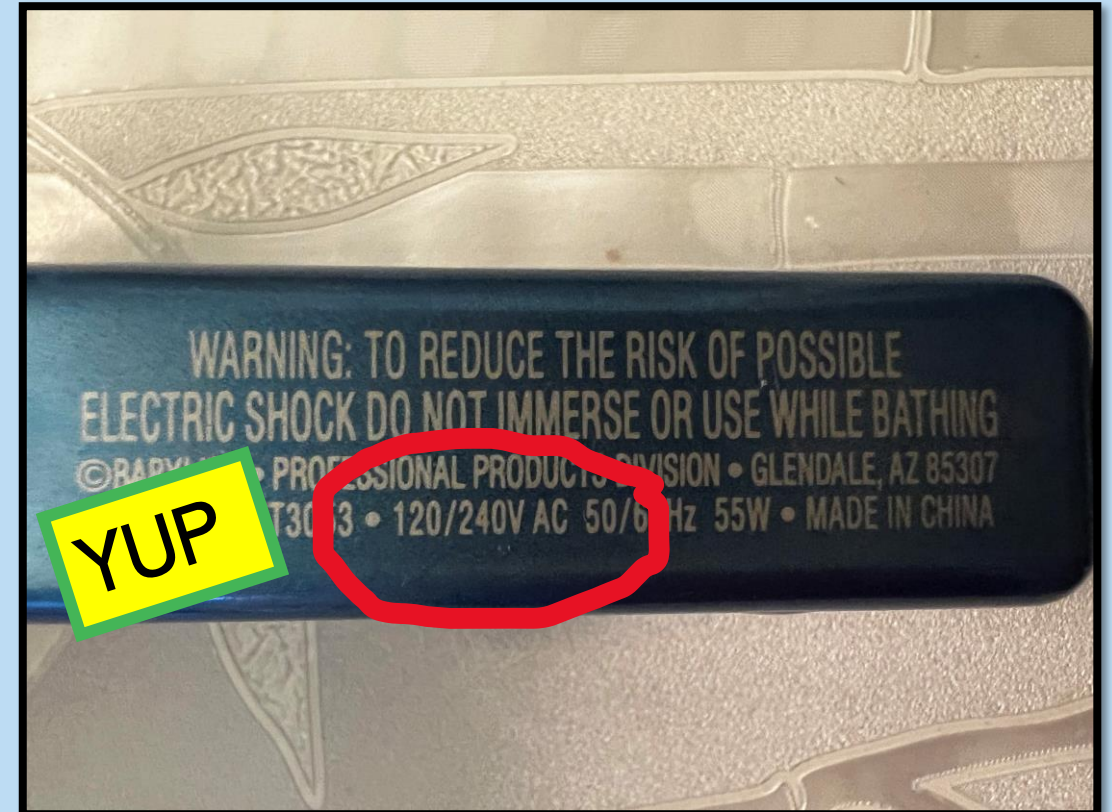
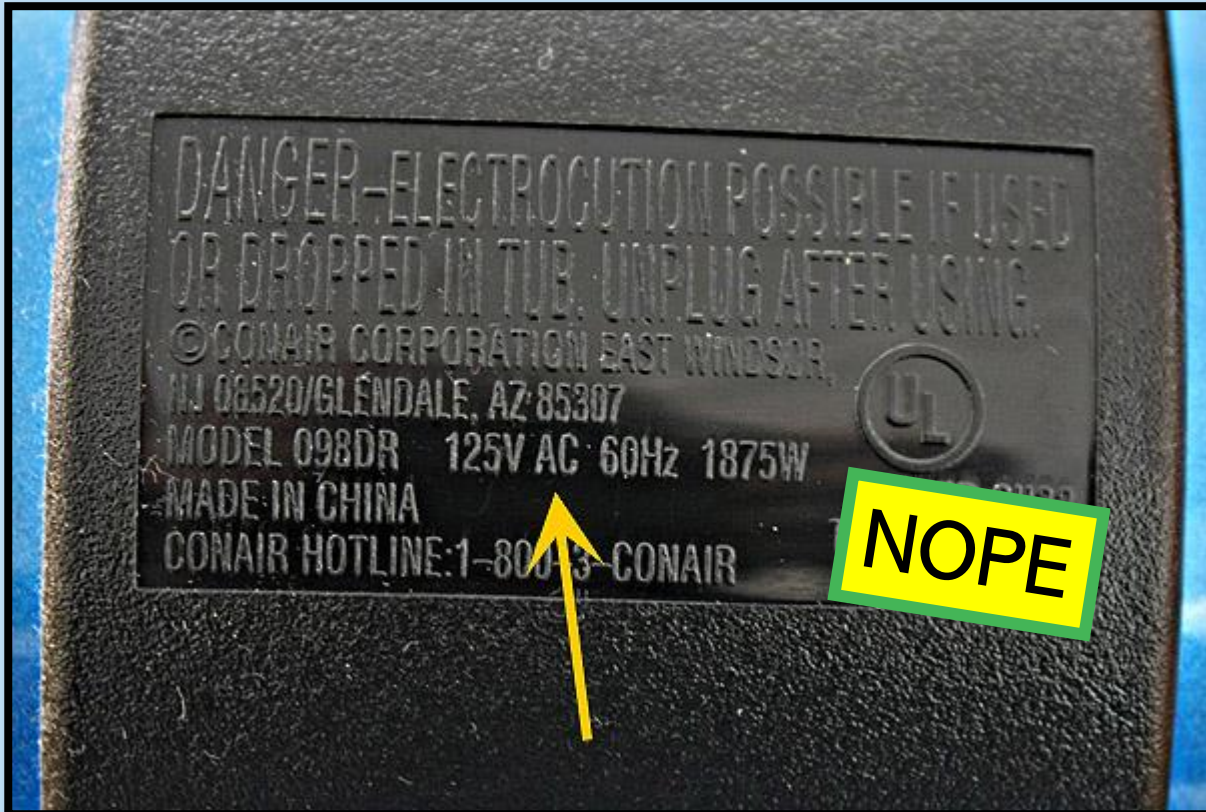
Electric plugs and stuff...



- First there's a **VOLTAGE** issue: We always use **110-120V** in the USA.
- **What is the voltage and frequency in Israel?** In Israel the standard voltage is 230V and the frequency is 50 Hz. People from the UK, Europe, Australia and most of Asia and Africa can use all their electric appliances in Israel, because their standard voltage is between 220-240 V - BUT unfortunately **a lot of electrical things from the USA CANNOT be used there as is...**
- **If you were to plug in something in Israel** (like a hair appliance) that is only rated for 110-120V you will fry it and kiss it goodbye...It **MUST** be rated for 220-240V in order to survive in Israel.
- **So how do I know???** Look verrrrrrrry closely at the small print on your appliance or device. When purchasing, search for a 'dual voltage' feature.
- **Btw- generally all cellphones, iphones, ipads and laptops, etc are fine for travel/dual voltage...**

So can I take this...?

Btw – your hotels will (likely☺) provide a hair dryer in the room...



Electric plugs and stuff...

- 2nd, besides the voltage issue, there's a **PLUG SHAPE** issue: We always use 110-120V in the USA – and our plugs are not the right shape...



- No worries, you'll just need an **ADAPTER** to help your device (that you've already determined is safe for 220-240V) to fit the plug!
- (Btw – if you really **MUST** take your favorite hair dryer or whatever and it's not the right voltage you **CAN** buy a “**CONVERTER**” to change the voltage for you – these are not cheap but it's doable. Please understand that an **ADAPTER** simply changes the shape of the plug, but a **CONVERTER** actually changes the voltage for you – NOT THE SAME!!



Israel plug adapter - type H



Just go to Amazon and search "Israel Power Adapter"
(2 prong ok for 2 prong devices, 3 prong needed for 3 prong device,
some have USB outlets – get what you'll need 😊)

What about cell phone usage?




- Least expensive way is to rely on Wi-Fi (available at hotels and many restaurants) and use FaceBook Messenger or Whatsapp for free calling and texting. (Whatsapp is very popular in Israel – they all use it... Our group may be using Whatsapp while we're over there – so go ahead and install the app if you don't have it yet...)
- You also can text for free (with Wi-Fi) using imessage from iphone to iphone only
- Can get international plans for 'anywhere' calling/texting– WiFi not required - ie. Verizon Travel Pass -\$10/day, AT&T International Day Pass - \$10/day. (Remember to tell family that we will be 7 hours ahead of them...so they shouldn't call when you're in bed☺)
- Can get an Israel sim card – temporarily turns your phone into an Israeli phone with an Israeli phone number – phone must be 'unlocked' – prob not very practical for our short trip...
- Again, Wi-Fi should work fine at the hotel and you can get caught up on your FB posts and keep in touch with or call family while there. You'll be given my cellphone number and the tour guide's number which your family can call in case of emergency while we're out and about...



What about the weather?



hot



warm



cool



cold

So what will
it be like??

Could be
any of
these...
(seriously it
could!!)



windy



sunny



rainy



cloudy



snowy

But in general...

- Sunny and warm, possible showers around the Sea of Galilee, and warm at the Dead Sea- might even be hot.
- Sunny OR Cloudy OR Rainy in Jerusalem AND cool in the evenings – need rain gear, light jacket, hoodie, etc.
- In Israel it doesn't rain AT ALL from late Spring until Fall – so we will be there at the transition from the dry season to the rainy season (the rain peaks in late December and January) – so it could go either way.



What clothing to pack?



- Think **LAYERS** – articles of clothing you can add or remove t-shirts/hoodies/light jacket, etc. Don't count on access to laundry – so wear jeans a few times, ok to recycle or hand wash clothing – we won't tell 😊
- Bathing suit and water shoes for the Dead Sea; shorts and t-shirt fine for baptism in the Jordan (you'll be wearing a white sort-of-see-thru robe); sun hat or visor is recommended for any sunny day...don't forget sunscreen and sunglasses 😊
- Dress for comfort, there won't be any 'dress-up' events. Pants/capris fine for women, even longish shorts are fine. Men can wear shorts on warm days if they'd like. Just keep in mind weather can change throughout the day.
- **Whats the MOST IMPORTANT THING??:** comfortable, already-broken-in footwear that covers your toes!! Flip-flops may be comfy, but you risk injuring your toes and that would be BAD. Good sneakers/hiking sandals are best.

Where might we need to be a little more 'modest'?

- At religious sites – churches, western wall – do not expose shoulders, elbows, knees, etc. No low-cut tops for women. Pants are fine.
- Up on the Temple Mount – all of the above PLUS no pro-Israel or religious writing on clothing, no religious or Israeli jewelry – AND you can't bring an obvious Bible up there either.
- Many other sites are 'secular' and you can wear what you like...we will warn you the night before if you will need to be 'modest' the next day. (Good for women to carry a scarf in day bag to cover shoulders if that's easier...)



Packing tips...

- **Packing cubes** are great organizers – as you go use one of the large cubes to put your folded dirty clothes in –or bring a laundry bag.
- **Limited to 50 lbs** for check-in luggage (great to have a luggage scale) - and **cannot exceed 62 inches** (height+length+width)
- **Carry-on allowed for overhead bin**- especially if you'd like to make sure you have space to bring stuff home in. But it's pretty cumbersome for you to roll 2 bags around airports and hotels so avoid if you can😊. **One personal item** for beneath seat.
- Definitely plan for a **day bag or backpack** of some kind – to put in the things you'd like to carry for the day such as: sweater or light jacket, rain poncho or small umbrella, water bottle, **external phone charger/battery**, journal, etc.



Optional (or not so optional) items...if you're so inclined 😊

- External phone charger and cable to put in daybag
 - Small binoculars
 - Rain poncho or umbrella
 - Selfie-stick or small tripod
 - Journal (highly recommended!)
 - First aid kit/meds for owies or booboo's
 - Extra snacks
 - _____ fill in the blank
 - _____
 - _____
- (your ideas???)

PACK THIS!					
DESTINATION		SPECIAL EVENTS		DAYS	
<input type="checkbox"/> Unknown					
BASICS	TRAVEL AIDE	Motion-sickness remedy	ATM card	Travel tickets	
	Pleasure reading	Sleeping pills	Traveler's checks	Travel confirmations	
	Chewing gum	Anxiety medication		Travel membership cards	
	Snacks		TRAVEL INFO	Travel guides	
MISCELLANEOUS	Bottled water	FUNDS	Passport & visas		
	Earplugs	Wallet	Driver's license		
	Sleeping mask	Cash	Itinerary		
	Travel pillow	Credit cards	Maps & directions		
	DOCUMENTS	Purses	Travel locks and keys	Laptop & charger	
	Copies of travel docs	Collapsible tote	Luggage tags	Camera & charger	
	Copies of credit cards	Money belt	Hospitality gifts	Film	
	Copies of passport	Shoulder straps	Journal	Music & player	
	Credit-card contact info	Plastic bags	Sports gear	Headphones	
	Emergency contact info		CONTACTS	Voltage adaptors	
	Medical insurance card	LAUNDRY	Batteries	Flashlight	
	Medical history	Laundry bag	Address book	Binoculars	
List of medications	Laundry kit	Important numbers	Alarm clock		
Prescriptions	Stain remover	Business cards	WORK		
Travel insurance	Sewing kit	Calling card	Work documents		
Car insurance card	Travel iron	TECHNOLOGY	Work reading		
BAGS	MISCELLANEOUS	Cell phone & charger	Office supplies		
Backpack / daybag	Umbrella	PDA & charger	Notebook		
CLOTHES	BASICS	Slacks	CASUAL	Sandals / flip-flops	
	Underwear	Skirts	T-shirts	Slippers	
	Socks	Dresses	Tank tops		
	Undershirts	Belts	Sweatshirts	ACCESSORIES	
	Bras	Tuxedo	Jeans	Belts	
	Pantyhose		Shorts	Ties	
	Sleepwear	OUTERWEAR	Exercise clothing	Wristwatches	
	Robe	Jackets	Swimsuits	Jewelry	
		Coats		Glasses	
	DRESSY	Raincoats	FOOTWEAR	Sunglasses	
	Dress shirt	Hats	Athletic shoes	Reading glasses	
	Sweaters	Gloves	Leisure shoes	Glasses cases	
Blazers	Scarves	Dress shoes			
HYGIENE	Toothbrush	Hair dryer	Razor	Cotton balls	
	Toothpaste	Curling / flat iron	Perfume / cologne	Cotton swipes	
	Dental floss	Styling products	Makeup	Tweezers	
	Mouthwash	Hair accessories	Makeup remover	Lint roller	
	Soap	Mirror	Birth control	Insect repellent	
	Washcloth	Sunscreens	Feminine hygiene	Medications	
	Deodorant	Moisturizer	Nail clippers	Pain reliever	
	Shampoo	Lip balm	Nail file	Vitamins	
	Conditioner	Contact lenses and case	Nail polish remover	First-aid kit	
	Brush	Saline solution	Hand wipes	Band-aids	
	Comb	Shaving cream	Tissues		

"BRING HALF OF WHAT YOU THINK YOU NEED, AND TWICE AS MUCH MONEY"

Tour Group Etiquette (yup there is such a thing)




GROUP TOUR ETIQUETTE 101

1. **HONOR and RESPECT** each other, our tour guide, everyone we meet – (we do represent the USA and above all – we represent Jesus to the Israeli people.)
2. Listen to instructions, be where you're supposed to be (**STAY WITH THE GROUP**, always have a partner), and **BE ON TIME 😊- don't delay the group** (when you're with a group you do forego certain freedoms to do your own thing😊)
3. **GRACE GRACE GRACE** to those we travel with. It's like a family – if something annoys you – take a deep breath & give them GRACE GRACE and more GRACE😊
4. Display the **FRUITS of the SPIRIT** at all times:
But the fruit of the Spirit is love, joy, peace, forbearance, kindness, goodness, faithfulness, gentleness and self-control (Gal 5:22-23)

What about tips??

- Your tips for the tour guide, bus driver and hotel luggage handlers are already covered in your tour cost. (If you'd like to give extra to bless them, you are welcome to do so at our final dinner together – but this is definitely not required – we will tip them well enough for you).
- Tips at the lunch restaurants you eat at should be paid (unless the tour guide says it's a flat fee) - and in Israel **10-15%** is expected and is the norm (yes, it's less than we usually tip in the USA).
- Btw, service at an Israeli restaurant is not always what we are used to – they often don't pay a lot of attention to you and this is considered 'normal'. And they definitely don't bring the check/bill until you flag them down and ask them to 😊



How about offerings??

- There will definitely be opportunities to sow into the land of Israel by giving offerings at various places we visit.
- For example: City of David House of Prayer, Succat Hallel, Tabernacle of David, various guest speakers we will have at the hotels, etc.
- Of course there is NO obligation, but you WILL be blessed as you give. US Dollar bills are welcomed, as well as shekels.




Shop til you Drop...

- We will have opportunities to shop in various places...
- Some ideas of special gifts/items you may want to bring home with you:

Shofar

Menorah

Communion wine fountain



Shop til you Drop...

Jewelry!!! (what woman doesn't love it??) – all types.

But these are very special...

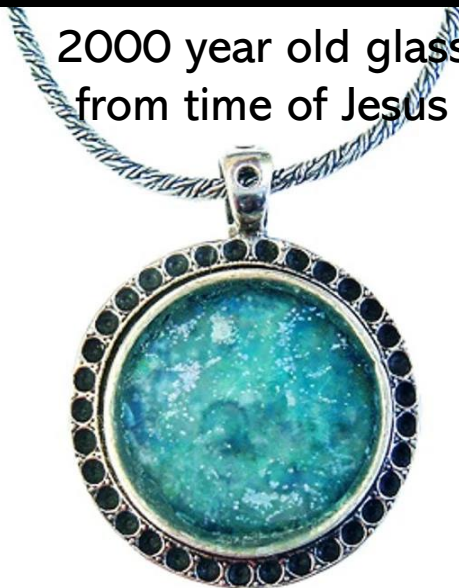
EILAT STONE

National Stone of Israel



ROMAN GLASS

2000 year old glass
from time of Jesus



SILVER/HEBREW

Hebrew writing/Bible verses



Shop til you Drop...

Ancient coins



Olive Wood carvings



Prayer Shawls (Tallits)



Shop til you Drop...



Do I need to barter??



- Sometimes yes, generally no – if you do, offer them about $\frac{1}{2}$ of what they tell you and barter from there. You usually can offer shekels or dollars. Use a calculator if needed.
- This store in the pic (in Christian Quarter of the Old City)– a friend of mine – you do NOT barter – he has good prices up front 😊
- On Ben Yehuda street – possible to barter there – you can always offer less.
- BTW – NEVER go off shopping ALONE (or anywhere else) in the Old City – always have a partner, and do NOT go anywhere with a shopkeeper or a self-proclaimed ‘tour guide’ on foot or in a taxi.

Is Israel Safe?? My friends and family are worried...



- Most locations in Israel are quite safe by American standards. While concentrated areas of terrorism and armed conflict do exist, they will largely be avoidable. Your guide, the authorities, and the local people will make certain that we are made aware of the locations visitors should and should not go to.
- The nation has a remarkably low crime rate, especially compared to American cities, which can be partially attributed to the ongoing conflict with Palestinians. Because of the 70-year conflict, there are ever-present surveillance systems in place as well as multiple heavily militarized zones and security personnel. As long as tourists remain clear of Area “A” in the West Bank and Gaza, they should be very safe.
- We may or may not have armed soldiers board our bus at a checkpoint and glance at our passports. This is routine and is for our safety. Those guns are to protect you, not to frighten you.
- Of course crime is always a potential factor, no matter where in the world you live or travel. So it is always wise to be alert in areas where tourists are expected to congregate. While it is unlikely that tourists will experience direct exposure to serious danger, absolute safety can never be guaranteed anywhere.
- Keep your money/wallet/passport with you and close, offering no open invitations for pick-pocketers. ALWAYS HAVE A PARTNER and STAY WITH THE GROUP. We will all stay very safe by sticking together!!

What's our actual itinerary??

- We'll be first staying 4 nights at the Sea of Galilee, and then 6 nights in Jerusalem and making day trips from there. You'll receive our full daily itinerary when we're on the tour. This itinerary is a 'game plan', and not chiseled in stone 😊
- Keep in mind that things are always in a state of flux. Some sites may need to be skipped because of time, weather, or extenuating circumstances. Some sites may not be done in the exact order that's on the itinerary – all at the discretion of the tour guide who always has our best interest in mind.
- There have already been some changes of plan since the brochure was made, as new sites were added after our scouting trip to Israel last December 😊
- We pray and trust that every site we visit will be ordained by the LORD, that all our hearts will be impacted and changed by experiencing it, and that the Kingdom of Heaven will be advanced in Israel as we deposit our prayers and worship in each place we go.



What about travel insurance?

- Travel insurance is definitely optional, but is on your own to purchase. Most travelers take their chances without it.
- It IS a good idea to have it, however, as it does reach a point that your trip becomes non-refundable – but if you get ill and can't go the insurance can help you out with a reimbursement. Also helps if you become ill or injured while you're over there (your own health insurance probably won't help you in Israel), or if a medical evacuation is needed, luggage is lost or damaged, etc.
- Recommended: (I've used both and have been happy...)

Allianz: <https://www.allianztravelinsurance.com/>

Seven Corners: <https://www.sevencorners.com/>

You can do quotes easily online and compare...



Who's our tour agency?



Jerusalem
Eternal
Tours




- My name is **Daniel Decker**, I am a spirit filled Christian who was born and raised in Israel. Today, I am the Director of Jerusalem Eternal Tours, ("JET").
- Everything started with my late grandfather, Rev. Robert Decker, he has served over 60 years in full time pastoral ministry at Baptist churches throughout New England. He personally brought Christian pilgrims to Israel on a regular basis on more than 20 occasions. Growing up, I would always look forward to spend time with my grandparents as we explored the Holy Land together.
- My father, Pastor David N. Decker, is an Evangelical Christian missionary who has lived in Israel continuously since 1980. He obtained a bachelor degree in Meteorology at the Penn State University and soon after moved to Israel as a devout Christian Zionist, where he raised a family of 5 children. From 1985-1990, my father was employed by Pat Robertson (METV) and became the first meteorologist (weatherman) who has ever broadcasted detailed weather information on the Television in the Middle East.

VISIT DANIEL'S WEBSITE:

<https://www.jerusalemjet.com/>

Who's our tour guide??



Shaul Sofer – an experienced licensed Israeli tour guide, an archaeologist, and Hebrew teacher – and most important – a Messianic believer in Yeshua!

Orah Sofer – his wife, another licensed tour guide – (will be guiding another group)

Marcelyn and Robert Brecka – settlers and believers who are neighbors of Shaul- will meet them when we go to Susiya.

Other Israel-loving people who help make this happen for you...



- **Tour Pastors:**
Jamie and
Redonnia Jackson

- **Tour
Administrators:**
Michael and
Cheryl Tyler



AND especially the intercessors and family back home who will pray us all through...

- Prayer warriors – WE NEED YOU!!
- PLEASE PRAY DAILY for the Remnant Israel Tour Team
- Pray for our safety, our health, and our anointing to pray and worship and delight in the beauty and profound significance of the Holy Land
- That we will complete EVERY assignment He has ordained for us in Israel – obedient and ready to do His bidding and that we won't miss a thing!!
- And pray for each person on our team AND for the land of ISRAEL to be forever changed by our having been there, as we will be His 'boots on the ground' for His Eternal Kingdom and for His Honor and Glory, and for His Blessed Names' sake!!



QUESTIONS...????? It's time to ask!



Practical Info

Your should-know info
for our upcoming
Remnant Israel Tour
Nov/Dec 2023

stuff
you
might
need
to
know

