










FEBRUARY 2026

SUN	MON	TUE	WED	THU	FRI	SAT
<p>1 God's Love is KIND Peter and Cornelius Acts 10</p>	<p>2 Take a moment today to show kindness—maybe a hug, a helping hand, or a kind word. Small acts show God's big love!</p>	<p>3 Tell your child what you love about his or her heart!!</p>	<p>4 5 6 "Stuffed Animals Galore" In the Bible story, Peter saw a sheet lowered from heaven, and it was covered with animals. Get a sheet or towel and place a few stuffed animals on top. Have fun with your preschoolers lifting and lowering the sheet. Shake it, bounce it, and try to make the stuffed animals fly off (or try to keep them on). Talk about how God showed Peter that His love is available for all people because God's love is kind.</p>			<p>7  Come join us for our Saturday services at 5:30! All KIDS and Littles classes provided!</p>
<p>8 God's Love Never Ends In Christ Alone 1 Cor 15</p>	<p>9  Cut out some hearts to decorate your home. Everytime you see them say... God Loves Me!!</p>	<p>10 Pray with your child tonight. Thank God that his love for us never ends!! </p>	<p>11 12 13 "Red Light, Green Light" Play a game like "Red Light, Green Light" but say, "Stop" and "Go" instead. Use this play time to remind your preschooler that God's love never stops, even when we make wrong choices. And since He loves us more than our sin, we can go love Him and follow Him in return!</p>			<p>14 happy Valentine's Day</p>
<p>15 God's Love is PATIENT While We Wait 2 Peter 3:1-18</p>	<p>16  Pray for the leaders of our country.</p>	<p>17 Make a list of times you need patience: <ul style="list-style-type: none"> • when Mom is on the phone • the slide on the playground • counting days 'til Christmas • grocery store line </p>	<p>18 19 20 "Have Patience" Choose an activity that requires multiple steps and waiting. You could make bread from scratch together and wait for the dough to rise before making rolls. Or, you could paint paper with red and pink paint and then wait for it to dry before cutting out hearts. Talk about how it's hard to be patient and wait. God is very patient with us and waits for us to turn away from our wrong choices and turn to him.</p>			<p>21 Record a video of your child saying their memory verse. Then send it to a grandparent!</p>
<p>22 God's Love is FAITHFUL God's Covenant with Israel Deut 29-32</p>	<p>23  What was our Super Clue this week? (Earth In motion)</p>	<p>24  Read aloud your favorite story from the Bible. Talk about how every story points to God's love for us!</p>	<p>25 26 27 "Art Time" Create a paper chain by cutting strips of paper for each person in your family. Write your names on the strips and decorate them. Use the final paper strip to attach both the last and the first loop, creating a circle. Use this paper chain circle to help your preschoolers remember that, just like a circle goes on and on, God's love and forgiveness go on and on because God's love is faithful.</p>			<p>28  These three remain: faith, hope, and love—but the greatest of these is love. 1 Corinthians 13:13</p>



- Parenting Classes - March 17 - April 7 (6:30-8pm) Childcare provided
- Parent's Night Out - April 17th (6-8pm)
- Vacation Bible School - June 22-26 (K - 5th grade) Volunteers needed!



Littles

Take time to practice your memory verse!



These three remain:



faith, hope, and love -



but the greatest of these



is love.



1 Cor. 13:13