



PRIEST LAKE COMMUNITY BAPTIST CHURCH

Family Discipleship Plan

Parent Guide — Jesus Is the Light (John 12:20–50, KJV)

How to Use This Guide

This plan helps you lead a simple, meaningful Bible time at home. You do not have to be a Bible expert—open the Word and point your child to Jesus.

Suggested Time: 15–25 minutes

Goal: Help children choose Light by trusting and following Jesus.

Step 1 — Opening Prayer (1–2 minutes)

Pray simply and invite your child to repeat after you:

“Jesus, thank You for loving us. Help us learn Your Word. Help us follow You. Amen.”

Step 2 — Read These KJV Verses (5–7 minutes)

- John 12:20–21 — “Sir, we would see Jesus.”
- John 12:24 — The seed that dies and brings fruit
- John 12:46 — Jesus is the Light

Parent Notes (optional):

PRIEST LAKE COMMUNITY BAPTIST CHURCH

Family Discipleship Plan

Parent Guide — Jesus Is the Light (John 12:20–50, KJV)

Step 3 — Explain in Simple Words (5 minutes)

1) People Wanted to See Jesus

Say: Some people heard about Jesus and wanted to know Him. Jesus wants everyone to come to Him—kids and grown-ups.

Ask your child: Do you think Jesus wants to know you?

Child's answer:

2) Jesus Used a Seed to Teach

Say: Jesus said a seed must be planted to grow. He was teaching that when we trust God, He can use our lives to help others.

Ask: What happens to a seed when it's planted?

Child's answer:

3) Jesus Is the Light

Read: "I am come a light into the world." — John 12:46 (KJV)

Say: Light helps us see, keeps us safe, and shows us the right way. Jesus helps us know what is right.

Step 4 — Discussion (3–5 minutes)

- Why do you think people wanted to see Jesus?

- How does Jesus help you when you are scared or confused?

- What does it look like to follow Jesus at home or at school?

PRIEST LAKE COMMUNITY BAPTIST CHURCH

Family Discipleship Plan

Parent Guide — Jesus Is the Light (John 12:20–50, KJV)

Step 5 — Activity (Optional, 5 minutes)

Draw & Talk: Draw a path, draw Jesus as the Light at the end, and draw yourself walking toward Him.

What helps your child follow Jesus?



Step 6 — Memory Verse (2 minutes)

“I am come a light into the world.” — John 12:46 (KJV)

Practice ideas: say it loud/quiet, whisper, and say it with hand motions.

Step 7 — Closing Prayer (1–2 minutes)

“Jesus, thank You for being our Light. Help us follow You this week. Help us choose what is right. Amen.”

Family Follow-Up Plan (during the week)

- When your child makes a good choice: “That’s walking in Jesus’ light.”
- When your child struggles: “Jesus can help us choose what’s right.”
- At bedtime, ask: “Where did you see Jesus’ light today?”

Weekly Notes (optional):




Coloring Page

"I am come a light into the world." — John 12:46 (KJV)

Name:

Date:

Draw: Jesus as the Light, and you walking in His light.



One thing I learned:


Coloring Page

“Sir, we would see Jesus.” — John 12:21 (KJV)

Name:

Date:

Draw: People coming to see Jesus.

A large, empty rectangular box with a black border, intended for a child to draw people coming to see Jesus.

My prayer:

PRIEST LAKE COMMUNITY BAPTIST CHURCH

Ages 3–5 (John 12:46, KJV)

Preschool Bible Time — Jesus Is the Light

Big Truth

Jesus loves me and shows me the way.

Bible Verse (KJV)

“I am come a light into the world.” — John 12:46

Say Together


Jesus is my Light!

Simple Questions (circle time)

- What does a light help us do? (See / Find the way)
- Who is the Light? (Jesus)
- Can Jesus help you choose what is right? (Yes)

Child’s Name (optional)

Draw a big light!



PRIEST LAKE COMMUNITY BAPTIST CHURCH

Ages 3–5 (John 12:46, KJV)

Preschool Bible Time — Jesus Is the Light

Movement Activity (2–3 minutes)

- Point to a light in the room.
- Walk slowly to the light (safely).
- Say: “Jesus is my Light!”

Parent / Leader Notes (optional)



Closing Prayer (repeat after me)

“Jesus, thank You for loving me. Help me follow Your light. Amen.”

PRIEST LAKE COMMUNITY BAPTIST CHURCH

Wednesday Night • Grades 4–6

Tween / Preteen Bible Study — John 12:20–50

Big Idea

Following Jesus means choosing light over darkness—and taking His words seriously.

Key KJV Verses

- John 12:24 — The seed that dies brings fruit
- John 12:36 — “Walk while ye have the light...”
- John 12:46 — Jesus is the Light
- John 12:48 — His word will judge in the last day

Quick Warm-Up

Write one place you see darkness in the world (examples: lying, bullying, cheating, gossip, hate) and one place you see light (truth, kindness, courage).

Darkness I see:

Light I see:

Read (KJV)

Read John 12:20–50. Then answer the questions on the next pages.

PRIEST LAKE COMMUNITY BAPTIST CHURCH

Wednesday Night • Grades 4–6

Tween / Preteen Bible Study — John 12:20–50

Discussion Questions

1) Why do you think the Greeks said, “Sir, we would see Jesus” (John 12:21)? What does that tell you about Jesus?



2) Jesus compared His mission to a seed that dies and produces fruit (John 12:24). What do you think that means about His death and your life?



3) Jesus said to walk in the light (John 12:35–36). What does walking in the light look like at school, online, and with friends?



PRIEST LAKE COMMUNITY BAPTIST CHURCH

Wednesday Night • Grades 4–6

Tween / Preteen Bible Study — John 12:20–50

Real-Life Application

4) John 12:42–43 says some people believed but were afraid to confess Jesus because they loved the praise of people. Where do you feel pressure to fit in?

5) John 12:48 says Jesus' words will judge in the last day. How should that change what you choose this week?

Prayer Response

Write a short prayer asking Jesus to help you walk in His light.