



NEWELL CHRISTIAN SCHOOL  
EDUCATION SOCIETY

# ANNUAL EDUCATION RESULTS REPORT (AERR)

2023/24

9250 Newell Christian School Society  
6796 School Number  
PO Box 100 Brooks AB T1R 1B2  
Office 403-378-4448  
Principal 403-378-3491  
Fax 403-378-3991  
Email: [ncsadmin@newellchristianschool.com](mailto:ncsadmin@newellchristianschool.com)  
[www.newellchristianschool.com](http://www.newellchristianschool.com)

## ***Accountability Statement for the Annual Education Results Report***

The Annual Education Results Report for Newell Christian School for the 2023/2024 school year was prepared under the direction of the Board of Directors in accordance with the responsibilities under the Private Schools Regulation and the Ministerial Grants Regulation. The Board is committed to using the results in this report, to the best of its abilities, to improve outcomes for students and to ensure that all students in the school authority can acquire the knowledge, skills and attitudes they need to be successful and contributing members of society. This Annual Education Results Report for 2023/2024 was approved by the Board December 3, 2024



---

*Nathan Ramer, NCS Board Chair*

## ***Table of Contents:***

### **Newell Christian School:**

Vision, Mission, Philosophy of Education, Educational Foundations	3
Newell Christian School Principals of Success	4
Realizing Spiritual Growth	5
Spiritual Goals	5
Setting the Context	7
Profile of the NCS Authority	8
School Demographics	8
Community Engagement	10
First Nations, Metis & Inuit	11

### **Annual Education Assurance Measures:**

Assurance Domain: Student Growth and Achievement	
(Student Learning and Engagement)	13
Student Growth and Achievement Citizenship	14
Student Growth and Achievement (3, 4, 5-year High School Completion Rates)	15
Provincial Achievement Testing (PAT)	16
Student Growth and Achievement Early Years	
Literacy & Numeracy Assessments Results	22
Assurance Domain: Teaching and Leading	23
Assurance Domain: Learning Supports	24
Assurance Domain: Governance	25
Looking to the Future	26
Whistleblower Protection	28
Appendices	28



# NEWELL CHRISTIAN SCHOOL

## ***Vision***

To raise up students that know their God, stand strong, and do great things  
Daniel 11:32

## ***Mission***

Newell Christian School exists to provide an educational environment that reinforces Christian homes and churches, in preparing children spiritually, academically, socially, and physically for a lifetime of serving Jesus Christ.

## ***Philosophy of Education***

NCS encourages excellence in academics, athletics, fine arts, character, and social development. We desire to assist families in providing students with a Christ-centered, biblically directed education that instills the vision and practice (encouraging everyone to reach their God-given potential) in academics, moral character, and service to others. It is our heart to see each student secure a personal relationship with Jesus Christ and grow in their faith.

## ***Educational Foundations***

- 1) NCS is a school that teaches the Alberta Curriculum from a Christian perspective. It will be a place that sets high academic standards through student engagement, creative planning, collaboration, incorporation of critical thinking skills and holding students and staff accountable for the provincial learning outcomes through local and provincial testing methods.
- 2) NCS will strive to ensure that all stakeholders feel respected, safe, and heard. A community where learners are celebrated, and successes shared. A place where open communication with stakeholders is paramount, where there are strong connections with people and organizations in the surrounding area and parents are welcomed and engaged in planning.
- 3) NCS will be a school that supports all learners according to their needs through the efforts of staff that are fully engaged in supporting the vision, mission, and goals of the school.
- 4) NCS will be diligent in ensuring that fiscal responsibility is maintained, using appropriate procedures and safeguards. The school will remain transparent with open communication regarding its finances to all stakeholders.

## ***Newell Christian School Principles of Success***

1. **Servant Leadership:** School governance and leadership teams value serving the school community through selfless dedication to see all school community members improve in academic skill and faith to serve Christ now and in the future.

2. **Training up Talents:** NCS provides robust and relevant training to empower administration teachers, and board members to do the important work before them. Preparing for succession is an ongoing priority.

3. **Academic Improvement and Spiritual Growth:** NCS strives for continuous academic improvement by engaging in provincial and local measures to maintain, assess and report academic progress to its stakeholders. We have high expectations of all students and support learners according to their needs. NCS has set goals for spiritual development. We encourage our staff to teach from their strengths and passions, be good role models, and mentor students in their Christian Walk.

4. **Building Christian Community and Outreach:** NCS desires to create a safe and respectful atmosphere for everyone and to facilitate building strong school-family relationships. We also desire partnerships with community members outside the school to have a positive impact in the County of Newell and abroad. Input from outside stakeholders is also collected to inform practice. Fiscal responsibility is integral to building and maintaining trust.



## ***Realizing Spiritual Growth***

Newell Christian School is first and foremost a Christian school. This means that NCS has an atmosphere where these faith values permeate the school culture. The Bible is the ultimate written authority that sets the school structures and systems. It along with prayer, wisdom of the Holy Spirit and open communication and collaboration with stakeholders lends clarity and direction to the vision of the school. As Christians we are called to move forward in our faith and not remain stagnant, consistently seeking more of Him and less of us.

## ***Spiritual Goals:***

### **Spiritual Goal #1**

#### **The Enhancement of Christian Education and Culture at NCS**

Outcome: That all members of the school community who do not know the Lord will make the choice to form a personal relationship with Him.

Outcome: For those who do know the Lord that they would grow in that relationship and feel motivated to share the gospel of good news.

### **Strategies:**

1. Develop relevant, engaging Biblical Integration in all areas of school curriculum.
2. Maintain a Campus Pastor to lead the vision and develop the program.
3. Continue to purchase high quality Christian literature for the library and other resources such as DVDS and Christian on-line resources.
4. Organize Daily Chapels and special Bible projects at the school.
5. Schedule events in Spiritual Emphasis Week that build up, and encourage students, staff, and parents in the development of their faith.
6. Encourage all school community members to reach their God-given potentials and use their own special gifts to forward His kingdom.
7. Encourage students to establish prayer groups and student-directed spiritual development activities, including mentor groups and outreach groups.
8. Arrange staff retreats or other collaborative activities to support spiritual growth on teams.
9. Give opportunity for students to lead worship in school chapels and/or participate in school assemblies

10. Encourage regular church attendance and Bible studies for all members of the society.
11. Maintain relevant and engaging Bible curriculum for all students.
12. Have staff meet daily before classes for prayer and reflection and ask the Lord for His direction.
13. Create Professional Development opportunities for all staff in apologetics and the deepening of their scriptural understanding.
14. Assign regular Bible memory work to all students in the school.
15. Start all school days with prayer in the classroom.
16. Start all NCS board meetings with devotions and prayer.
17. Start all NCS society meetings with prayer.

Evaluation Methods: survey, focus group, discussions (results reported in the Education Plan May 2025)

## **Spiritual Goal 2:**

### **The Enhancement of Christian Education and Culture at NCS through Outreach and Community Service.**

Outcome: Students and staff will have the opportunity to serve in the community that surrounds the school and develop skills to assist them in their spiritual growth.

## **Strategies:**

1. Special teams promote the relevance of Christian Education and share the gospel in churches and at other community events when possible.
2. Development of community service projects for staff/students at all grade levels. Support of community projects such as the Christmas Shoebox distribution.
4. Create opportunities for students to share their musical, artistic, and dramatic talents with members of the school and surrounding community at special events as possible.
5. The school community will host or support Pastor Appreciation Days.
6. Leadership participates in the monthly county of Newell Ministerial meetings.
7. Teachers and parents organize opportunities for student missions and grad trips with community service components.
8. All students will have opportunities to participate in work bees and day projects to help support organizations which provide a service for the citizens in the county.

Evaluation Methods: survey, interviews, discussions (Results to be reported in the Education Plan May 2025)





## ***Setting the Context***

### **The History of NCS**

In September 1985 a small but committed group of parents stepped out in a venture of faith and vision to begin Newell Christian School. They were driven by a conviction that their children's school should continue the nature of their homes. The school began in a new farm shop with 13 students under the name "Duchess Christian School". The following year it moved into the main classroom wing on the current 10-acre site, which was donated by Ramer Ranches.

The school (NCS) is located on Hwy 44, just East of Hwy #36 near Brooks, Alberta. It now has 8 classrooms, two learning commons areas, a gymnasium, administration offices, a chapel and a staff room.

Although the school's name changed several times over the first years to reflect a widening community and maturing direction; the core vision remained the same. The name was changed to Newell Christian School (to serve the county of Newell) and it eventually became an accredited, partially-funded, interdenominational, evangelical Christian School, committed to developing skilled servants of Jesus Christ.



**Profile of the NCS Authority Today**

NCS offers a full-day Early Childhood Services (ECS) Kindergarten Program every Tuesday and Thursday. For the 2024-2025 school year, the school is enrolling 58 students in kindergarten through grade 9, with classroom groupings for K-2, grades 3-4, grades 5-6, and grades 7-9. In addition to the two full days of kindergarten, students in grades 1-9 follow a new four-day school week. The change was implemented as part of an initiative to attract and retain high-quality teachers and was based on feedback gathered through surveys and informal discussions with stakeholders.



In addition to its regular school program, NCS also offers a homeschooling option for 16 registered students. With its expansive campus, the school provides a variety of outdoor education and recreational opportunities, further enhancing the students' overall learning experience.

Within the 2023-24 school year we have received NASP (National Archery in the Schools Program) certification for archery in the school. This program promotes instruction in international-style target archery as part of in-school curriculum to improve educational performance and promote participation in shooting sports among students grade 4 and up.

In 2024, Newell Christian School became a member of the Association of Christian Schools International Western Conference (ACSIWC) and continues its membership with the Association of Independent Schools and Colleges (AISCA). NCS prides itself on fostering a vibrant, caring, and safe Christian school community, with a strong history of overcoming challenges.

Many families learn about the school through word-of-mouth referrals from current and former students. It is always a joy to welcome back the "children of alumni" and witness the faithfulness of the Lord passed down through generations.

**School Demographics**

Local Measures (survey results) were used to create the following tables:

School Student Community Demographics	2020-21	2021-22	2022-23	2023-24	2024-2025

In School Students K-9	49	75	65	74	58
Home School Students					16
Self-Identifying FNMI Students	0	0	0	0	1
Urban/Town Students	20	13	11	35	10
Rural/County Students	29	62	54	39	48
Financial Assistance Students	20	16	18	16	17
Severe Disability	1	1	0	0	0
PUF	0	0	0	0	0
Mild/Moderate/Gifted	0	0	0	0	0
ESL/ELL Students	7	4	7	15	13
<b>Family Faith Demographics</b>	<b>2020-21</b>	<b>2021-22</b>	<b>2022-23</b>	<b>2023-24</b>	<b>2024-2025</b>
Alliance	0	0	0	0	0
Anglican	0	0	0	0	0
Baptist	1	1	0	0	0
Catholic	1	1	1	1	0
Charismatic	1	6	0	0	7
C.R.C	1	1	0	0	0
Evangelical	1	2	2	1	1
Full Gospel	1	1	2	3	0
Inter-denominational	0	0	0	0	0
Lutheran	0	0	0	0	0
Mennonite	8	15	19	16	12
Methodist	0	0	0	0	0
Non-denominational	4	8	6	7	4
Pentecostal	0	1	1	1	0
Presbyterian	0	0	0	0	0
United	1	2	1	0	0
Seventh Day Adventist	0	0	0	0	0

Undeclared	1	2	4	9	5
------------	---	---	---	---	---

\*At least one parent/guardian from each family is required to sign that their faith is aligned with the school's statement of faith.

In the 2024 -2025 year the school experienced a considerable decline in enrollment in the regular school due to many factors, including a large grade 9 graduating class and a low student intake for kindergarten. Five families also decided to homeschool their children, and one family moved out of the county. However, the school has shown amazing resilience over the years, and we look forward to numbers rising again.

Teacher recruitment and retention does remain an ongoing challenge for our small, rural Christian school. However, the educators and support staff who choose to stay year after year demonstrate the core qualities of exceptional servant leadership. Their steadfast commitment to the school is evident in their selfless devotion to supporting and nurturing our students and community.

Our volunteer board members embody the same spirit of dedication, selflessly giving their time to committees and various tasks without financial compensation. Their true reward lies in the deep satisfaction of serving NCS and honoring the Lord through their ministry.

## ***Community Engagement***

Newell Christian School is deeply committed to nurturing strong relationships with all its stakeholders, including the members of the County of Newell community and beyond. Over the years, the school has actively engaged with the community through a variety of initiatives, offering support and participating in local events and activities. These efforts underscore NCS's dedication to building meaningful connections and making a positive impact wherever interactions occur.

A major highlight of the 2023-2024 school year was securing full government funding for the bus route, relieving us of the responsibility of owning and maintaining the buses. This funding has been a tremendous benefit to both our families and the school. It has significantly reduced costs for parents, while also easing administrative oversight for the school. We are deeply grateful for this support.

Within the community of Newell our older students participated in the local athletic association and enjoyed competition in volleyball, basketball, badminton and track and field with other area schools. With excellent coaching our teams do very well. Skating was offered for all students in the nearby village of Duchess and swimming lessons for the K-Grade 6 at the JBS Center in Brooks.

NCS collected 25 shoeboxes for Operation Christmas Child last year and our school participated in the Terry Fox run. We also held a special community chapel for Remembrance Day and the school hosted Grandparent's Day. The grad class participated in Highway Clean-Up. And all students had the opportunity to visit local retirement communities and served in our outreach program.

Field Trips included: a full school excursion to Heritage Park in Calgary, time at a local climbing center, an expedition to Eagles Nest Ranch near Medicine Hat for the junior highs and the grade 3-4 students went to an agricultural fair called "Outstanding in the Field".



Each fall, Newell Christian School invites all stakeholders—parents, students, and staff—to participate in our annual assurance survey. Through this survey, we gather feedback on our assurance goals and priorities. The results are shared at our Annual General Meeting in the spring, where the board actively reviews the feedback and identifies areas that align with our vision and strategic focus.

## ***First Nations, Metis, and Inuit***

In the 2024-2025 school year, there is one student who identifies as FNMI. We have not had anyone identify in this category for some time. Ensuring that FNMI students are successful is a provincial priority and certainly a desire at NCS as well.

FNMI foundational knowledge was one focus of our Professional Development last year, both in our conventions and in our PLC groups. We had FMNI professional development through resources provided by Dr. Velma White and the junior high students went out to the Siksika Nation near Gleichen for a time of sharing and fellowship where they performed a play and brought gifts to members of the community. The feedback was very positive.

As we have prioritized community engagement with individuals who identify as FNMI, we will have more to share in our May 2025 Planning Report.

## Annual Education Assurance Measures (Fall 2024)

### Fall 2024 Required Alberta Education Assurance Measures – Overall Summary

Assurance Domain	Measure	Newell Christian Sch Society			Alberta			Measure Evaluation		
		Current Result	Prev Year Result	Prev 3 Year Average	Current Result	Prev Year Result	Prev 3 Year Average	Achievement	Improvement	Overall
Student Growth and Achievement	Student Learning Engagement	81.9	80.6	84.6	83.7	84.4	84.8	n/a	Maintained	n/a
	Citizenship	79.8	82.3	85.3	79.4	80.3	80.9	High	Maintained	Good
	3-year High School Completion	n/a	n/a	n/a	80.4	80.7	82.4	n/a	n/a	n/a
	5-year High School Completion	n/a	n/a	n/a	88.1	88.6	87.3	n/a	n/a	n/a
	PAT6: Acceptable	42.9	50.0	50.0	68.5	66.2	66.2	Very Low	Maintained	Concern
	PAT6: Excellence	0.0	0.0	0.0	19.8	18.0	18.0	Very Low	Maintained	Concern
	PAT9: Acceptable	38.9	62.5	62.5	62.5	62.6	62.6	Very Low	Maintained	Concern
	PAT9: Excellence	0.0	0.0	0.0	15.4	15.5	15.5	Very Low	Maintained	Concern
	Diploma: Acceptable	n/a	n/a	n/a	81.5	80.3	80.3	n/a	n/a	n/a
	Diploma: Excellence	n/a	n/a	n/a	22.6	21.2	21.2	n/a	n/a	n/a
Teaching & Leading	Education Quality	84.6	90.9	93.5	87.6	88.1	88.6	Intermediate	Declined	Issue
Learning Supports	Welcoming, Caring, Respectful and Safe Learning Environments (WCRSLE)	87.2	85.5	88.6	84.0	84.7	85.4	n/a	Maintained	n/a
	Access to Supports and Services	87.1	84.9	88.8	79.9	80.6	81.1	n/a	Maintained	n/a
Governance	Parental Involvement	92.9	100.0	98.3	79.5	79.1	78.9	Very High	Maintained	Excellent

## Student Growth and Achievement

### S.1 Student Learning Engagement

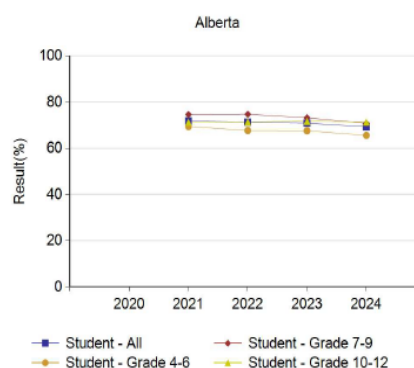
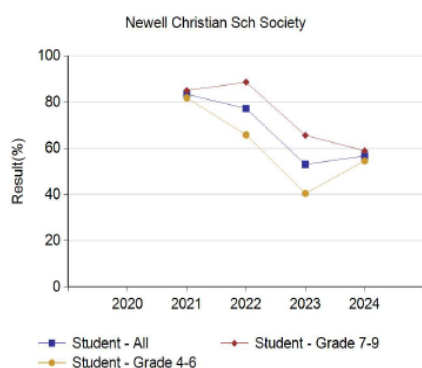
#### Measure History by Group - Students

Authority: 9250 Newell Christian School Society

Province: Alberta

The percentage of teachers, parents and students who agree that students are engaged in their learning at school.

	Newell Christian Sch Society										Alberta									
	2020		2021		2022		2023		2024		2020		2021		2022		2023		2024	
	N	%	N	%	N	%	N	%	N	%	N	%	N	%	N	%	N	%	N	%
Student - All	n/a	n/a	26	83.4	40	77.2	41	53.0	42	56.7	n/a	n/a	169,789	71.8	187,102	71.3	193,029	70.9	199,823	69.3
Student - Grade 4-6	n/a	n/a	11	81.8	19	65.8	21	40.5	22	54.5	n/a	n/a	72,572	69.4	76,983	67.7	77,144	67.6	79,945	65.6
Student - Grade 7-9	n/a	n/a	15	85.0	21	88.6	20	65.6	20	58.9	n/a	n/a	57,018	74.6	62,744	74.7	63,659	73.2	66,098	70.8
Student - Grade 10-12	n/a	n/a	n/a	n/a	n/a	n/a	n/a	n/a	n/a	n/a	n/a	n/a	40,199	71.3	47,375	71.4	52,226	71.7	53,780	71.4



#### Comments:

Previously we had seen a decline in student learning engagement, however there is now some recovery in these measures. We will continue to seek out activities and strategies that will increase student engagement especially in the grade 7-9 classroom.

## Student Growth and Achievement

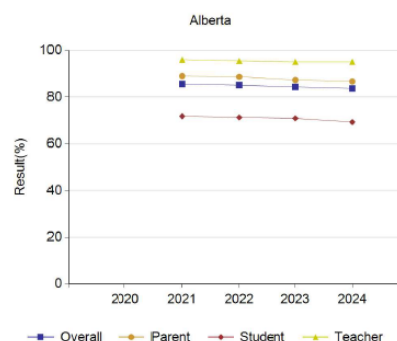
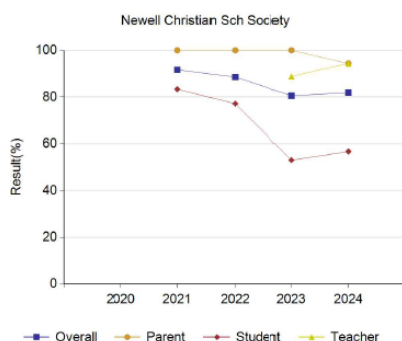
### S.1 Student Learning Engagement - Measure History

Authority: 9250 Newell Christian School Society

Province: Alberta

The percentage of teachers, parents and students who agree that students are engaged in their learning at school.

	Newell Christian Sch Society													Alberta									
	2020		2021		2022		2023		2024					Measure Evaluation			2020		2021		2022		2023
	N	%	N	%	N	%	N	%	N	%	Achievement	Improvement	Overall	N	%	N	%	N	%	N	%	N	%
Overall	n/a	n/a	34	91.7	52	88.6	54	80.6	60	81.9	n/a	Maintained	n/a	n/a	n/a	230,956	85.6	249,740	85.1	257,214	84.4	265,079	83.7
Parent	n/a	n/a	8	100.0	12	100.0	7	100.0	12	94.4	n/a	Maintained	n/a	n/a	n/a	30,994	89.0	31,694	88.7	31,862	87.3	33,209	86.7
Student	n/a	n/a	26	83.4	40	77.2	41	53.0	42	56.7	n/a	Maintained	n/a	n/a	n/a	169,789	71.8	187,102	71.3	193,029	70.9	199,823	69.3
Teacher	n/a	n/a	4	*	5	*	6	88.9	6	94.4	n/a	Maintained	n/a	n/a	n/a	30,173	96.0	30,944	95.5	32,323	95.1	32,047	95.1



Notes:

- Data values have been suppressed where the number of respondents/students is fewer than 6. Suppression is marked with an asterisk (\*).
- The AEA survey was introduced as a pilot in 2020/21, when participation was also impacted by the COVID-19 pandemic. Caution should be used when interpreting trends over time.

## Student Growth and Achievement

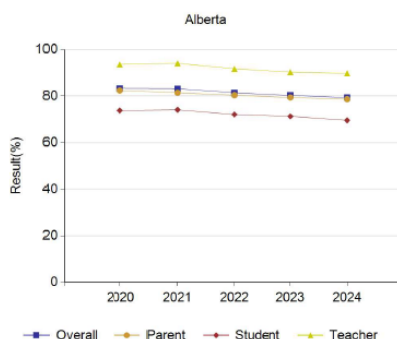
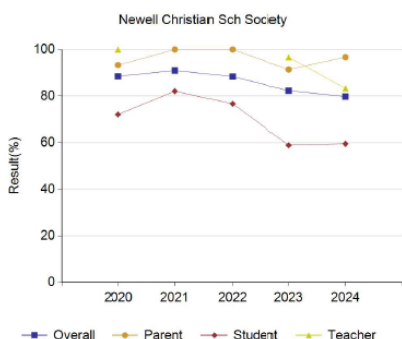
### A.6 Citizenship - Measure History

Authority: 9250 Newell Christian School Society

Province: Alberta

Percentage of teachers, parents and students who are satisfied that students model the characteristics of active citizenship.

	Newell Christian Sch Society										Alberta													
	2020		2021		2022		2023		2024		Measure Evaluation			2020		2021		2022		2023		2024		
	N	%	N	%	N	%	N	%	N	%	Achievement	Improvement	Overall	N	%	N	%	N	%	N	%	N	%	
Overall	72	88.5	34	91.0	52	88.4	53	82.3	60	79.8	High	Maintained	Good	264,413	83.3	230,843	83.2	249,770	81.4	257,231	80.3	265,100	79.4	
Parent	21	93.3	8	100.0	12	100.0	7	91.4	12	96.7	Very High	Maintained	Excellent	36,891	82.4	30,905	81.4	31,689	80.4	31,869	79.4	33,217	78.7	
Student	45	72.1	26	82.1	40	76.7	40	58.9	42	59.5	Low	Maintained	Issue	193,577	73.8	169,741	74.1	187,120	72.1	193,015	71.3	199,816	69.6	
Teacher	6	100.0	4	*	5	*	6	96.7	6	83.3	Low	Maintained	Issue	33,945	93.6	30,197	94.1	30,961	91.7	32,347	90.3	32,067	89.8	



Notes:

- Data values have been suppressed where the number of respondents/students is fewer than 6. Suppression is marked with an asterisk (\*).
- The AEA survey was introduced as a pilot in 2020/21, when participation was also impacted by the COVID-19 pandemic. Caution should be used when interpreting trends over time.
- The Citizenship measure was adjusted to reflect the introduction of the new AEA survey measures in 2020/21. Caution should be used when interpreting trends over time.



Comments:

To increase active citizenship the team will encourage students to have a deeper understanding of their rights and responsibilities as members of society. Additionally, we will continue creating opportunities for service-learning projects and volunteering. We will also promote the development of student leadership skills by promoting involvement in student council, mentoring and prayer groups. We will pray for the students and be actively involved in their support, ensuring they feel heard and understood.

### ***3, 4, and 5 Year High School Completion Rates***

Comments:

These results have ended, as we have not had a High School program for more than 6 years.

We will continue to promote high school graduation and give information to the junior high students about various programs and schools that they may be interested in attending. We also actively communicate a model for life-long learning and encourage all students to reach their full potential. We will encourage students to strive for academic excellence by applying themselves fully and acquiring the skills and attitudes necessary for success.

## ***PAT (Provincial Achievement Testing) Acceptable Level***

## ***PAT (Provincial Achievement Testing) Excellence Level***

### **Student Growth and Achievement (Grades K-9)**

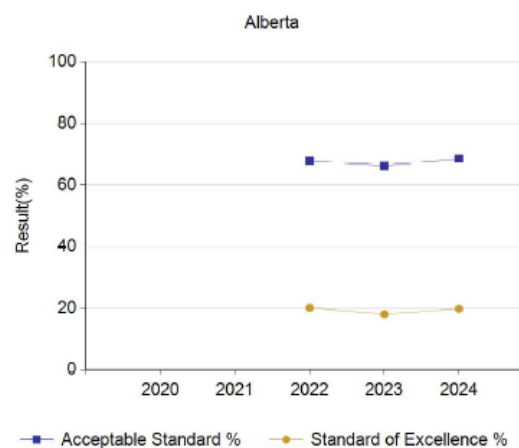
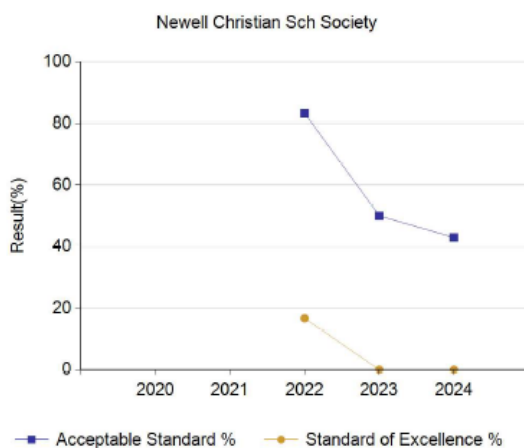


#### **Grade 6 PAT Results By Number Enrolled Measure History**

**Authority: 9250 Newell Christian School Society**

**Province: Alberta**

	Newell Christian Sch Society					Measure Evaluation			Alberta				
	2020	2021	2022	2023	2024	Achievement	Improvement	Overall	2020	2021	2022	2023	2024
<b>N</b>	n/a	n/a	6	6	7	n/a	n/a	n/a	n/a	n/a	56,482	57,655	60,804
<b>Acceptable Standard %</b>	n/a	n/a	83.3	50.0	42.9	Very Low	Maintained	Concern	n/a	n/a	67.8	66.2	68.5
<b>Standard of Excellence %</b>	n/a	n/a	16.7	0.0	0.0	Very Low	Maintained	Concern	n/a	n/a	20.1	18.0	19.8



## Student Growth and Achievement (Grades K-9)



### PAT Results Course Summary - By Number Writing

Province: Alberta

		Newell Christian Sch Society		Alberta	
		2024	2021 - 2023 Avg	2024	2021 - 2023 Avg
French Language Arts 6 année	Number Writing	n/a	n/a	1,638	2,923
	Acceptable Standard %	n/a	n/a	79.8	83.1
	Standard of Excellence %	n/a	n/a	10.6	13.3
Français 6 année	Number Writing	n/a	n/a	439	507
	Acceptable Standard %	n/a	n/a	92.3	89.9
	Standard of Excellence %	n/a	n/a	21.2	22.1
Science 6	Number Writing	7	6	45,578	46,184
	Acceptable Standard %	71.4	33.3	81.2	79.3
	Standard of Excellence %	0.0	0.0	29.3	25.9
Social Studies 6	Number Writing	7	6	52,610	48,742
	Acceptable Standard %	42.9	50.0	79.2	78.3
	Standard of Excellence %	0.0	0.0	22.8	21.3
English Language Arts 9	Number Writing	8	n/a	48,994	47,191
	Acceptable Standard %	50.0	n/a	83.8	85.1
	Standard of Excellence %	0.0	n/a	14.2	15.9
K&E English Language Arts 9	Number Writing	n/a	n/a	1,052	883
	Acceptable Standard %	n/a	n/a	69.0	71.2
	Standard of Excellence %	n/a	n/a	7.8	8.0
French Language Arts 9 année	Number Writing	n/a	n/a	3,110	3,027
	Acceptable Standard %	n/a	n/a	81.5	80.8
	Standard of Excellence %	n/a	n/a	11.3	11.5
Français 9 année	Number Writing	n/a	n/a	579	541
	Acceptable Standard %	n/a	n/a	88.3	86.7
	Standard of Excellence %	n/a	n/a	20.9	23.7
Mathematics 9	Number Writing	8	6	49,797	46,587
	Acceptable Standard %	50.0	83.3	62.0	64.7
	Standard of Excellence %	0.0	0.0	16.5	16.0
K&E Mathematics 9	Number Writing	n/a	n/a	1,584	1,480
	Acceptable Standard %	n/a	n/a	64.8	64.7
	Standard of Excellence %	n/a	n/a	12.3	13.9
Science 9	Number Writing	8	6	50,395	47,397
	Acceptable Standard %	50.0	83.3	79.2	78.8
	Standard of Excellence %	0.0	0.0	24.4	23.9

**Notes:**

1. Data values have been suppressed where the number of respondents/students is fewer than 6. Suppression is marked with an asterisk (\*).
2. Participation in the Provincial Achievement Tests was impacted by the COVID-19 pandemic from 2019/20 to 2021/22. School years 2019/20, 2020/21 and 2021/22 are not included in the rolling 3-year average. Caution should be used when interpreting trends over time.
3. Participation in the Provincial Achievement Tests was impacted by the fires in 2022/23 and 2023/24. Caution should be used when interpreting trends over time for the province and those school authorities affected by these events.
4. Beginning in 2022/23, results for the Grade 6 Provincial Achievement Tests do not include students participating in subjects where the tests were not administered due to new curriculum being piloted or optionally implemented.
5. Security breaches occurred over the last few days of the 2021/22 PAT administration window. Students most likely impacted by these security breaches have been excluded from the provincial cohort. All students have been included in school and school authority reporting. Caution should be used when interpreting these results.

## Student Growth and Achievement (Grades K-9)



### PAT Results Course Summary - By Number Writing

Province: Alberta

		Newell Christian Sch Society		Alberta	
		2024	2021 - 2023 Avg	2024	2021 - 2023 Avg
K&E Science 9	Number Writing	n/a	n/a	1,123	936
	Acceptable Standard %	n/a	n/a	65.7	67.6
	Standard of Excellence %	n/a	n/a	11.1	13.9
Social Studies 9	Number Writing	8	6	50,440	47,410
	Acceptable Standard %	25.0	83.3	70.9	69.3
	Standard of Excellence %	0.0	0.0	18.5	18.9
K&E Social Studies 9	Number Writing	n/a	n/a	1,081	915
	Acceptable Standard %	n/a	n/a	63.0	61.9
	Standard of Excellence %	n/a	n/a	14.1	13.2

## Student Growth and Achievement (Grades K-9)



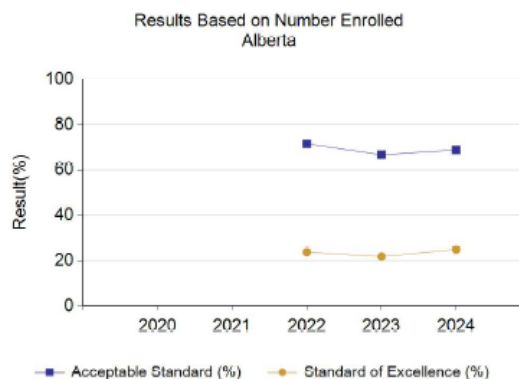
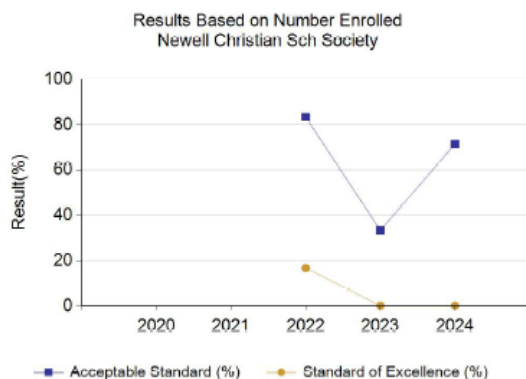
### PAT Results By Course

Authority: 9250 Newell Christian School Society

Province: Alberta

#### Science 6

		Newell Christian Sch Society					Alberta				
		2020	2021	2022	2023	2024	2020	2021	2022	2023	2024
Participation	Students Enrolled	n/a	n/a	6	6	7	n/a	n/a	56,451	54,859	53,806
	Students Writing	n/a	n/a	6	6	7	n/a	n/a	48,395	46,184	45,578
	Students Writing (%)	n/a	n/a	100.0	100.0	100.0	n/a	n/a	85.7	84.2	84.7
Results Based on Number Enrolled	Acceptable Standard (%)	n/a	n/a	83.3	33.3	71.4	n/a	n/a	71.5	66.7	68.8
	Standard of Excellence (%)	n/a	n/a	16.7	0.0	0.0	n/a	n/a	23.7	21.8	24.8
	Below Acceptable Standard (%)	n/a	n/a	16.7	66.7	28.6	n/a	n/a	14.2	17.4	15.9
Results Based on Number Writing	Acceptable Standard (%)	n/a	n/a	83.3	33.3	71.4	n/a	n/a	83.4	79.3	81.2
	Standard of Excellence (%)	n/a	n/a	16.7	0.0	0.0	n/a	n/a	27.7	25.9	29.3
	Below Acceptable Standard (%)	n/a	n/a	16.7	66.7	28.6	n/a	n/a	16.6	20.7	18.8



## Student Growth and Achievement (Grades K-9)



### PAT Results By Course

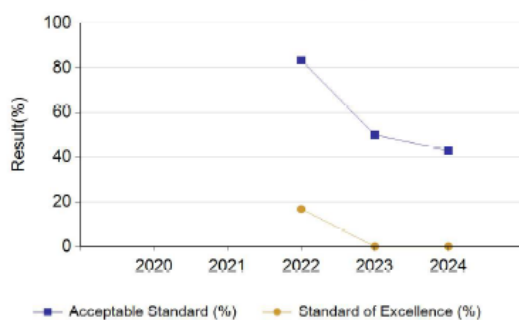
Authority: 9250 Newell Christian School Society

Province: Alberta

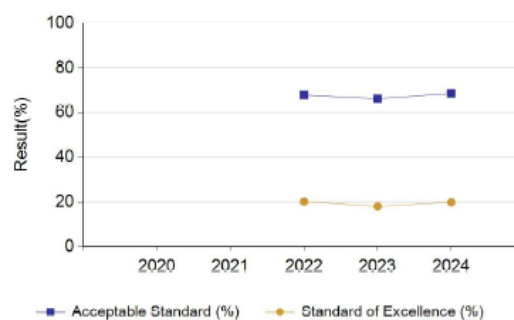
### Social Studies 6

		Newell Christian Sch Society					Alberta				
		2020	2021	2022	2023	2024	2020	2021	2022	2023	2024
Participation	Students Enrolled	n/a	n/a	6	6	7	n/a	n/a	56,483	57,655	60,804
	Students Writing	n/a	n/a	6	6	7	n/a	n/a	48,283	48,742	52,610
	Students Writing (%)	n/a	n/a	100.0	100.0	100.0	n/a	n/a	85.5	84.5	86.5
Results Based on Number Enrolled	Acceptable Standard (%)	n/a	n/a	83.3	50.0	42.9	n/a	n/a	67.8	66.2	68.5
	Standard of Excellence (%)	n/a	n/a	16.7	0.0	0.0	n/a	n/a	20.1	18.0	19.8
	Below Acceptable Standard (%)	n/a	n/a	16.7	50.0	57.1	n/a	n/a	17.7	18.4	18.0
Results Based on Number Writing	Acceptable Standard (%)	n/a	n/a	83.3	50.0	42.9	n/a	n/a	79.3	78.3	79.2
	Standard of Excellence (%)	n/a	n/a	16.7	0.0	0.0	n/a	n/a	23.6	21.3	22.8
	Below Acceptable Standard (%)	n/a	n/a	16.7	50.0	57.1	n/a	n/a	20.7	21.7	20.8

Results Based on Number Enrolled  
Newell Christian Sch Society



Results Based on Number Enrolled  
Alberta



## Student Growth and Achievement (Grades K-9)



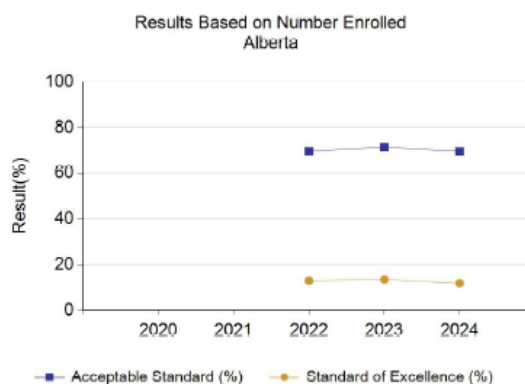
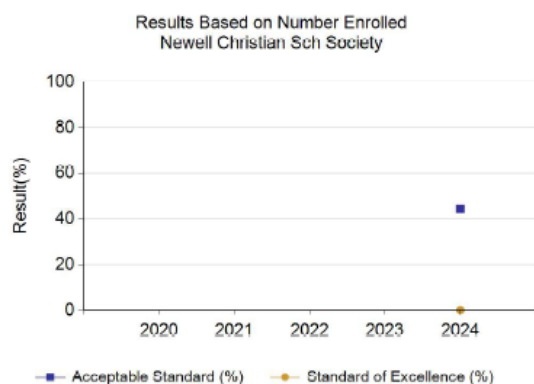
### PAT Results By Course

Authority: 9250 Newell Christian School Society

Province: Alberta

### English Language Arts 9

		Newell Christian Sch Society					Alberta				
		2020	2021	2022	2023	2024	2020	2021	2022	2023	2024
Participation	Students Enrolled	n/a	n/a	5	6	9	n/a	n/a	35,521	56,255	59,096
	Students Writing	n/a	n/a	4	0	8	n/a	n/a	28,956	47,191	48,994
	Students Writing (%)	n/a	n/a	*	*	88.9	n/a	n/a	81.5	83.9	82.9
Results Based on Number Enrolled	Acceptable Standard (%)	n/a	n/a	*	*	44.4	n/a	n/a	69.6	71.4	69.5
	Standard of Excellence (%)	n/a	n/a	*	*	0.0	n/a	n/a	12.9	13.4	11.8
	Below Acceptable Standard (%)	n/a	n/a	*	*	44.4	n/a	n/a	11.9	12.5	13.4
Results Based on Number Writing	Acceptable Standard (%)	n/a	n/a	*	*	50.0	n/a	n/a	85.4	85.1	83.8
	Standard of Excellence (%)	n/a	n/a	*	*	0.0	n/a	n/a	15.8	15.9	14.2
	Below Acceptable Standard (%)	n/a	n/a	*	*	50.0	n/a	n/a	14.6	14.9	16.2



## Student Growth and Achievement (Grades K-9)



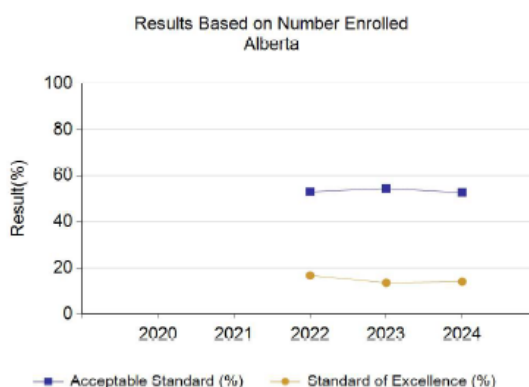
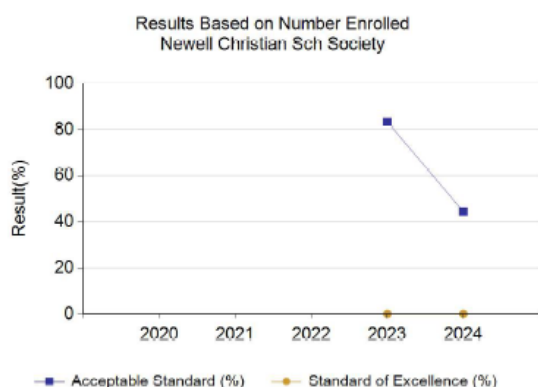
### PAT Results By Course

Authority: 9250 Newell Christian School Society

Province: Alberta

### Mathematics 9

		Newell Christian Sch Society					Alberta				
		2020	2021	2022	2023	2024	2020	2021	2022	2023	2024
Participation	Students Enrolled	n/a	n/a	5	6	9	n/a	n/a	32,890	55,447	58,577
	Students Writing	n/a	n/a	4	6	8	n/a	n/a	27,331	46,587	49,797
	Students Writing (%)	n/a	n/a	*	100.0	88.9	n/a	n/a	83.1	84.0	85.0
Results Based on Number Enrolled	Acceptable Standard (%)	n/a	n/a	*	83.3	44.4	n/a	n/a	53.0	54.4	52.7
	Standard of Excellence (%)	n/a	n/a	*	0.0	0.0	n/a	n/a	16.7	13.5	14.0
	Below Acceptable Standard (%)	n/a	n/a	*	16.7	44.4	n/a	n/a	30.1	29.6	32.3
Results Based on Number Writing	Acceptable Standard (%)	n/a	n/a	*	83.3	50.0	n/a	n/a	63.7	64.7	62.0
	Standard of Excellence (%)	n/a	n/a	*	0.0	0.0	n/a	n/a	20.1	16.0	16.5
	Below Acceptable Standard (%)	n/a	n/a	*	16.7	50.0	n/a	n/a	36.3	35.3	38.0



### Comments:

We observed a significant decline in PAT scores among our Grade 6 and 9 students, likely due to learning loss in literacy and numeracy skills because of the pandemic. To address this, we will focus on key areas highlighted in the PATs, incorporating strategies such as using exit slips, test-taking practice, and frequent quizzes to monitor student understanding. Additionally, we will place greater emphasis on utilizing "The Key" study guides and begin test preparation earlier in the year, particularly as we navigate the challenges of split-grade curricula and newer curriculum pieces.

To further support students, we will integrate Kahn Academy and other math-building platforms to enhance mental math skills. Students will have the opportunity to practice on "Exam Bank," and unit reviews will incorporate past PAT questions to reinforce content.



In addition to these measures, we will introduce school-wide initiatives aimed at strengthening literacy and numeracy skills, fostering a collaborative effort across the entire school community to promote engagement and improvement.

We are also exploring curriculums that will bolster foundational learning, and we are using Clear Math, Extra Math and pull outs for those at risk in the earlier grades to support learning outcomes that build skills early on.

## ***Early Years Literacy & Numeracy Assessment Results***

In our screening, we used the LENS assessment and Canadian Achievement Testing.

	Grade 1	Grade 2	Grade 3	Grade 4	Grade 5
Total number of students identified as being at risk in BOTH literacy and numeracy in the 2023-2024 School year.	1	9	2	6	12
Total number of students who were reassessed in Both literacy and numeracy who remained at risk, according to reassessment completed at the end of the school year (June 2024) after receiving intervention programming.	1	6	2	5	12

Although, there has been some progress made, it has not been significant, and we are applying for the Learning Disruption Funding to support the use of more interventions like additional aide support.

# Assurance Domain: **TEACHING AND LEADING**

## Teaching & Leading

### A.4 Education Quality - Measure History

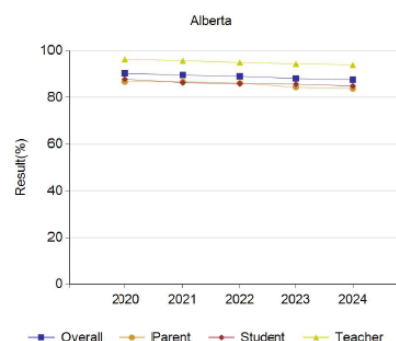
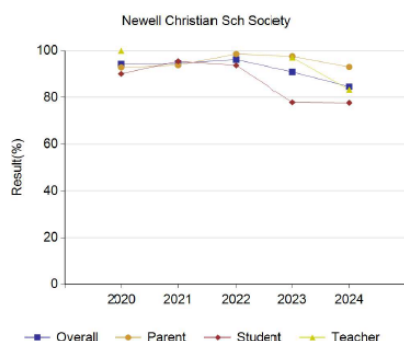
Authority: 9250 Newell Christian School Society

Province: Alberta



Percentage of teachers, parents and students satisfied with the overall quality of basic education.

	Newell Christian Sch Society													Alberta											
	2020		2021		2022		2023		2024					Measure Evaluation			2020		2021		2022		2023		2024
	N	%	N	%	N	%	N	%	N	%	Achievement	Improvement	Overall	N	%	N	%	N	%	N	%	N	%		
Overall	72	94.3	34	94.6	52	96.2	55	90.9	60	84.6	Intermediate	Declined	Issue	264,623	90.3	230,814	89.6	249,532	89.0	257,584	88.1	265,643	87.6		
Parent	21	92.8	8	93.8	12	98.6	7	97.6	12	93.0	Very High	Maintained	Excellent	36,907	86.7	31,024	86.7	31,728	86.1	31,890	84.4	33,250	83.8		
Student	45	90.1	26	95.5	40	93.7	42	77.9	42	77.7	Very Low	Maintained	Concern	193,763	87.8	169,589	86.3	186,834	85.9	193,343	85.7	200,322	84.9		
Teacher	6	100.0	4	*	5	*	6	97.1	6	83.3	Very Low	Maintained	Concern	33,953	96.4	30,201	95.7	30,970	95.0	32,351	94.4	32,071	93.9		



#### Notes:

1. Data values have been suppressed where the number of respondents/students is fewer than 6. Suppression is marked with an asterisk (\*).
2. The AEA survey was introduced as a pilot in 2020/21, when participation was also impacted by the COVID-19 pandemic. Caution should be used when interpreting trends over time.

## Comments:

We will continue to focus on improvement in academic achievement. The school has acquired a new principal and some new teaching staff. A priority for the year ahead is to build a strong, collaborative culture and offer several opportunities for professional development and mentoring. Growth in faith and knitting together of community is key.

## Professional Learning, Supervision and Training

NCS values professional development for staff. In addition to several yearly conventions, our teachers meet regularly in PLC groups. This learning will be supported through professional development workshops that will be offered by ACSIWC starting January 2025.

# Assurance Domain: *LEARNING SUPPORTS*

## Learning Supports

### H.1 Access to Supports and Services - Measure History

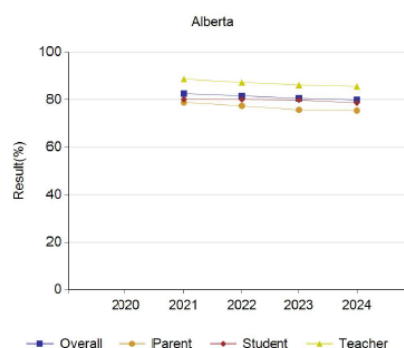
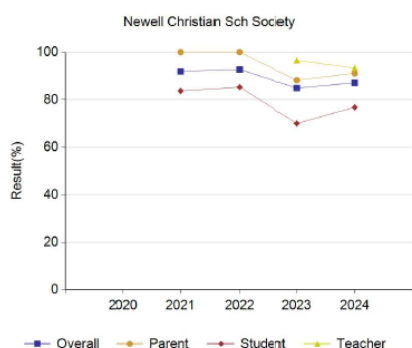
Authority: 9250 Newell Christian School Society

Province: Alberta



The percentage of teachers, parents and students who agree that students have access to the appropriate supports and services at school.

	Newell Christian Sch Society													Alberta									
	2020		2021		2022		2023		2024		Measure Evaluation			2020		2021		2022		2023		2024	
	N	%	N	%	N	%	N	%	N	%	Achievement	Improvement	Overall	N	%	N	%	N	%	N	%	N	%
Overall	n/a	n/a	34	91.9	52	92.7	53	84.9	60	87.1	n/a	Maintained	n/a	n/a	n/a	230,761	82.6	249,570	81.6	256,994	80.6	264,733	79.9
Parent	n/a	n/a	8	100.0	12	100.0	7	88.2	12	91.1	n/a	Maintained	n/a	n/a	n/a	30,936	78.9	31,684	77.4	31,847	75.7	33,177	75.4
Student	n/a	n/a	26	83.7	40	85.3	40	70.0	42	76.8	n/a	Maintained	n/a	n/a	n/a	169,631	80.2	186,935	80.1	192,805	79.9	199,516	78.7
Teacher	n/a	n/a	4	*	5	*	6	96.6	6	93.3	n/a	Maintained	n/a	n/a	n/a	30,194	88.7	30,951	87.3	32,342	86.2	32,040	85.6



#### Notes:

1. Data values have been suppressed where the number of respondents/students is fewer than 6. Suppression is marked with an asterisk (\*).
2. The AEA survey was introduced as a pilot in 2020/21, when participation was also impacted by the COVID-19 pandemic. Caution should be used when interpreting trends over time.

#### Comments:

It is encouraging to see some recovery in this domain. Our school community is supported by two educational assistants, as well as several regular volunteers. In addition, we engage an Occupational Therapist and a Speech-Language Pathologist to further support student needs. We also utilize Life Talk Counseling Services and arrange for Psycho-Educational assessments as required. Teachers regularly meet to discuss the needs of their students and collaborate on strategies to help ensure each student receives the appropriate support.

# Assurance Domain: GOVERNANCE

## Parental Involvement

### Governance

#### C.1 Parental Involvement - Measure History

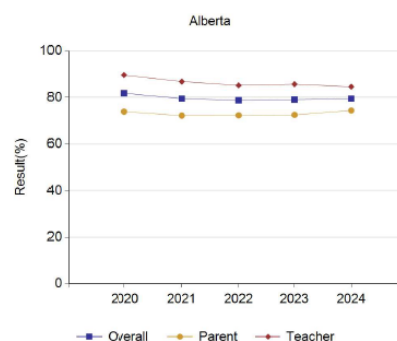
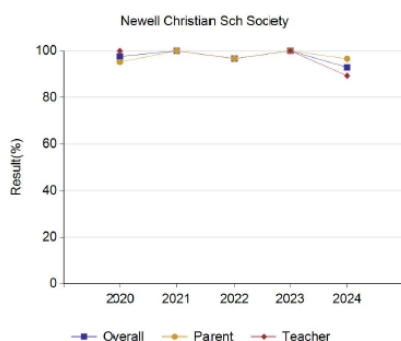
Authority: 9250 Newell Christian School Society

Province: Alberta

Percentage of teachers and parents satisfied with parental involvement in decisions about their child's education.



	Newell Christian Sch Society										Measure Evaluation			Alberta											
	2020		2021		2022		2023		2024					2020		2021		2022		2023		2024			
	N	%	N	%	N	%	N	%	N	%	Achievement	Improvement	Overall	N	%	N	%	N	%	N	%	N	%		
Overall	27	97.6	8	100.0	12	96.7	12	100.0	18	92.9	Very High	Maintained	Excellent	70,377	81.8	60,919	79.5	62,412	78.8	63,935	79.1	64,949	79.5		
Parent	21	95.2	8	100.0	12	96.7	8	100.0	12	96.6	Very High	Maintained	Excellent	36,556	73.9	30,886	72.2	31,598	72.3	31,720	72.5	33,070	74.4		
Teacher	6	100.0	4	*	5	*	6	100.0	6	89.3	Intermediate	Maintained	Acceptable	33,821	89.6	30,033	86.8	30,814	85.2	32,215	85.7	31,879	84.6		



#### Notes:

1. Data values have been suppressed where the number of respondents/students is fewer than 6. Suppression is marked with an asterisk (\*).
2. The AEA survey was introduced as a pilot in 2020/21, when participation was also impacted by the COVID-19 pandemic. Caution should be used when interpreting trends over time.

### Comments:

Our parents play an integral role in our school community, with strong support from a parent-run board. One of our core values is the active involvement of parents in their children's education, a commitment that is clearly reflected in the survey results and represents a key strength of our school.



## Supplemental Alberta Education Assurance Measures - Overall Summary

Fall 2024

Authority: 9250 Newell Christian School Society

Measure	Newell Christian Sch Society			Alberta			Measure Evaluation		
	Current Result	Prev Year Result	Prev 3 Year Average	Current Result	Prev Year Result	Prev 3 Year Average	Achievement	Improvement	Overall
<a href="#">Diploma Exam Participation Rate (4+ Exams)</a>	n/a	n/a	n/a	52.7	3.5	n/a	n/a	n/a	n/a
<a href="#">Drop Out Rate</a>	*	13.3	6.6	2.5	2.5	2.4	*	*	*
<a href="#">In-Service Jurisdiction Needs</a>	100.0	n/a	n/a	81.1	82.2	83.0	Very High	n/a	n/a
<a href="#">Lifelong Learning</a>	82.5	95.0	97.5	79.9	80.4	80.7	Very High	Declined	Good
<a href="#">Program of Studies</a>	77.0	84.6	88.4	82.8	82.9	82.9	Intermediate	Declined	Issue
<a href="#">Program of Studies - At Risk Students</a>	89.3	86.7	89.7	80.6	81.2	81.5	High	Maintained	Good
<a href="#">Rutherford Scholarship Eligibility Rate</a>	n/a	n/a	n/a	70.7	71.9	70.0	n/a	n/a	n/a
<a href="#">Safe and Caring</a>	89.8	88.4	91.0	87.1	87.5	88.1	Very High	Maintained	Excellent
<a href="#">Satisfaction with Program Access</a>	74.8	85.0	81.4	71.9	72.9	72.7	Intermediate	Maintained	Acceptable
<a href="#">School Improvement</a>	81.0	87.2	80.0	75.8	75.2	74.7	Very High	Maintained	Excellent
<a href="#">Transition Rate (6 yr)</a>	n/a	n/a	8.7	60.1	59.7	60.0	n/a	n/a	n/a
<a href="#">Work Preparation</a>	70.8	100.0	100.0	82.8	83.1	84.0	Low	Declined Significantly	Concern

The area of note is **Work Preparation**: Our new team will be working on strategies to help members of the community feel more positive about how the school gets students ready for the workplace. Some of those areas will include setting up students to improve skills in : team work, time management, communication, presentation skills, business etiquette, keyboarding and receiving feedback. We also aim to provide information on some post-secondary programs of interest available after high school and offer students a few opportunities to interact with professionals from various fields, giving them some exposure to different career paths.

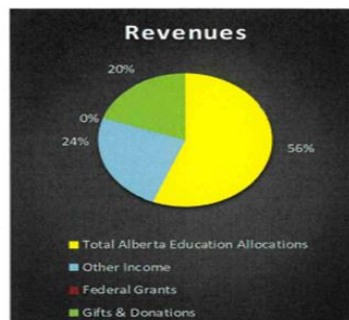
## Looking to the Future

In our planning, we have taken into consideration many factors for the ongoing realization of our school goals. Stakeholder engagement and input through methods such as informal discussions, reflections, surveys, meetings, assessments, and provincial and internal measures have helped us fine tune the new plan.

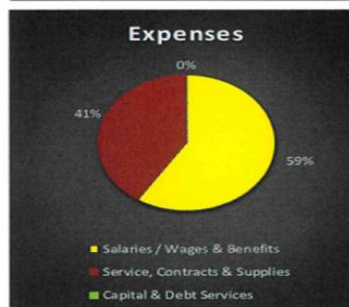
For the next reporting period we feel that last year's priorities still reflect our goals, therefore, the school priorities going forward are to continue with developing reading skills across the grade levels, to continue with the work of refining Biblical Integration techniques and developing spiritual growth across the community. We will also continue with the Health and Wellness objectives and focus on Indigenous Studies found Foundational Level as we have new staff. We eagerly anticipate the year ahead and the many new opportunities that the Lord will provide for us.

**2023-2024 Actual**

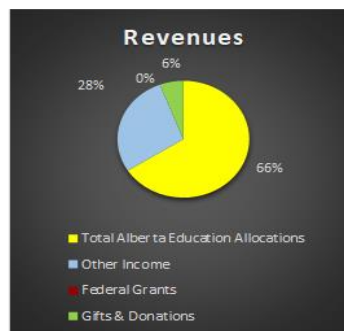
<b>Revenues</b>	
Total Alberta Education Allocations	\$465,676.00
Other Income	\$201,514.00
Federal Grants	\$0.00
Gifts & Donations	\$163,421.00
<b>Total Revenues</b>	<b>\$830,611.00</b>



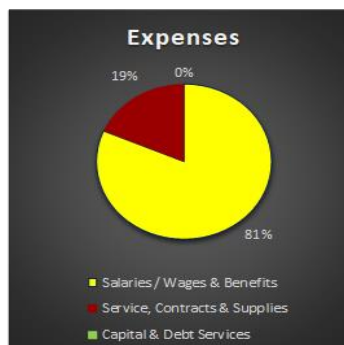
<b>Expenses</b>	
Salaries / Wages & Benefits	\$529,783.00
Service, Contracts & Supplies	\$365,376.00
Capital & Debt Services	\$0.00
<b>Total Expenses</b>	<b>\$895,159.00</b>

**2024 -2025 Projected**

<b>Revenues</b>	
Total Alberta Education Allocations	\$569,248.00
Other Income	\$243,802.00
Federal Grants	\$0.00
Gifts & Donations	\$50,000.00
<b>Total Revenues</b>	<b>\$863,050.00</b>



<b>Expenses</b>	
Salaries / Wages & Benefits	\$669,640.00
Service, Contracts & Supplies	\$152,382.00
Capital & Debt Services	\$0.00
<b>Total Expenses</b>	<b>\$822,022.00</b>



## ***Whistleblower Protection***

There were no disclosures made to the Chief Executive Officer of Newell Christian School in the 2023-2024 year.

## ***Contact for More Information***

The school can be contacted at [ncsadmin@newellchristianschool.com](mailto:ncsadmin@newellchristianschool.com) for more information regarding the financial statements.

**Link to Audited Financial Statements on our website:**

<https://www.newellchristianschool.com/vision-who-we-are-what-we-do>